

# Health Care Facilities

The information presented on health care facilities comes from the Division of Health Facilities in the Iowa Department of Inspections and Appeals (DIA). This state agency is responsible for inspection of all Chapter 135C licensed health care facilities in Iowa, including those presented in the 2001 Iowa Health Fact Book. Also, under state law we are responsible for the inspection and licensure of Hospitals (135B), Birth Centers (135G), Hospices (135J) and Psychiatric Medical Institutes for Children (135H). This agency also conducts inspections of various Medicare/Medicaid entities (e.g., skilled nursing facilities, home health agencies, hospices, hospitals, CLIA labs, etc.) through contract with the Health Care Financing Administration (HCFA), and investigates complaints of sub-standard care or services in these entities. Additional information may be accessed through their web site at <http://www.dia-hfd.state.ia.us/>.

New to this section in 2001 is the addition of information on trauma care facilities in the state including community, area, regional, and resource facilities.

## *Facility Types Regulated by the State of Iowa Division of Health Facilities...*

- Ambulatory Surgical Centers
- Birthing Centers
- Chronic Confusion or Dementing Illness Units
- Community Mental Health Centers
- Comprehensive Out-Patient Rehabilitation Facilities
- Critical Access Hospitals
- End-Stage Renal Disease Facilities
- Home Health Agencies
- Hospices
- Hospital Based (Distinct-Part) Nursing Facility Units (Covered by Medicaid)
- Hospital Based (Distinct-Part) Skilled Nursing Facility Units (Covered by Medicaid)
- Hospital Based (Distinct-Part) Skilled Nursing Facility / Nursing Facility Units (Covered by Medicare and Medicaid)
- Hospital Based Intermediate Care Facilities for the Mentally Retarded (Covered by Medicaid)
- Hospitals
- Hospitals with Psychiatric Units excluded under the Medicare Prospective Payment System
- Hospitals with Rehabilitation Units excluded under the Medicare Prospective Payment System
- Hospitals with Swing-Beds
- Intermediate Care Facilities for Persons with Mental Illness
- Intermediate Care Facilities for the Mentally Retarded
- Laboratories Covered under the (Federal) Clinical Laboratories Improvement Amendments 1988 (CLIA '88)
- Nursing Facilities
- Organ Procurement Organizations
- Portable X-Ray Service Suppliers
- Psychiatric Medical Institutions for Children
- Rehabilitation Agencies with Out-Patient Physical Therapy/Out-Patient Speech Pathology/Out-Patient Occupational Therapy Providers
- Residential Care Facilities
- Residential Care Facilities for Persons with Mental Illness
- Residential Care Facilities for the Mentally Retarded
- Rural Health Clinics
- Specialized 3-5 Bed Facilities

Source: DIA website <http://www.dia-hfd.state.ia.us/>

## Hospitals 2001

TOTAL	Number	Crude <sup>1</sup>
State of Iowa	123	0.4

	County	Number	Crude <sup>1</sup>	County	Number	Crude <sup>1</sup>
<b>Counties with Average Population &lt;10,000</b>	Adair	1	1.2	Lucas	1	1.1
	Adams	1	2.2	Monroe	1	1.2
	Audubon	1	1.5	Osceola	1	1.4
	Clarke	1	1.1	Pocahontas	1	1.2
	Davis	1	1.2	Ringgold	1	1.8
	Decatur	1	1.2	Taylor	0	*
	Fremont	1	1.2	Van Buren	1	1.3
	Howard	1	1.0	Wayne	1	1.5
	Ida	1	1.3	Worth	0	*
	<b>Group Totals</b>					
Number:	16					
Crude:	1.1					

	County	Number	Crude	County	Number	Crude
<b>Counties with Average Population 10,000 to 20,000</b>	Allamakee	1	0.7	Henry	2	1.0
	Appanoose	1	0.7	Humboldt	1	1.0
	Buena Vista	1	0.5	Iowa	1	0.6
	Butler	0	*	Jefferson	1	0.6
	Calhoun	1	0.9	Jones	1	0.5
	Cass	1	0.7	Keokuk	1	0.9
	Cedar	0	*	Kossuth	1	0.6
	Cherokee	2	1.5	Louisa	0	*
	Chickasaw	1	0.8	Lyon	1	0.9
	Clay	1	0.6	Madison	1	0.7
	Clayton	2	1.1	Mills	1	0.7
	Crawford	1	0.6	Mitchell	1	0.9
	Delaware	1	0.5	Monona	1	1.0
	Dickinson	1	0.6	Montgomery	1	0.8
	Emmet	1	0.9	O'Brien	2	1.3
	Floyd	1	0.6	Page	3	1.8
	Franklin	1	0.9	Palo Alto	1	1.0
	Greene	1	1.0	Poweshiek	1	0.5
	Grundy	1	0.8	Sac	1	0.9
	Guthrie	1	0.9	Shelby	1	0.8
Hamilton	1	0.6	Tama	0	*	
Hancock	1	0.8	Union	1	0.8	
Hardin	1	0.5	Winnebago	0	*	
Harrison	1	0.6	Wright	2	1.4	
<b>Group Totals</b>						
Number:	50					
Crude:	0.7					

	County	Number	Crude	County	Number	Crude
<b>Counties with Average Population &gt;20,000</b>	Benton	1	0.4	Mahaska	1	0.4
	Boone	2	0.8	Marion	2	0.6
	Bremer	2	0.9	Marshall	1	0.3
	Buchanan	2	0.9	Muscatine	1	0.2
	Carroll	2	0.9	Plymouth	1	0.4
	Cerro Gordo	1	0.2	Sioux	4	1.3
	Clinton	2	0.4	Story	2	0.3
	Des Moines	1	0.2	Wapello	1	0.3
	Fayette	2	0.9	Washington	1	0.5
	Jackson	1	0.5	Webster	1	0.2
	Jasper	1	0.3	Winneshek	1	0.5
	Lee	2	0.5			
	<b>Group Totals</b>					
Number:	35					
Crude:	0.5					

	County	Number	Crude	County	Number	Crude
<b>MSA Counties</b>	Black Hawk	3	0.2	Polk	5	0.1
	Dallas	1	0.2	Pottawattamie	2	0.2
	Dubuque	2	0.2	Scott	2	0.1
	Johnson	3	0.3	Warren	0	*
	Linn	2	0.1	Woodbury	2	0.2
	<b>Group Totals</b>					
Number:	22					
Crude:	0.2					

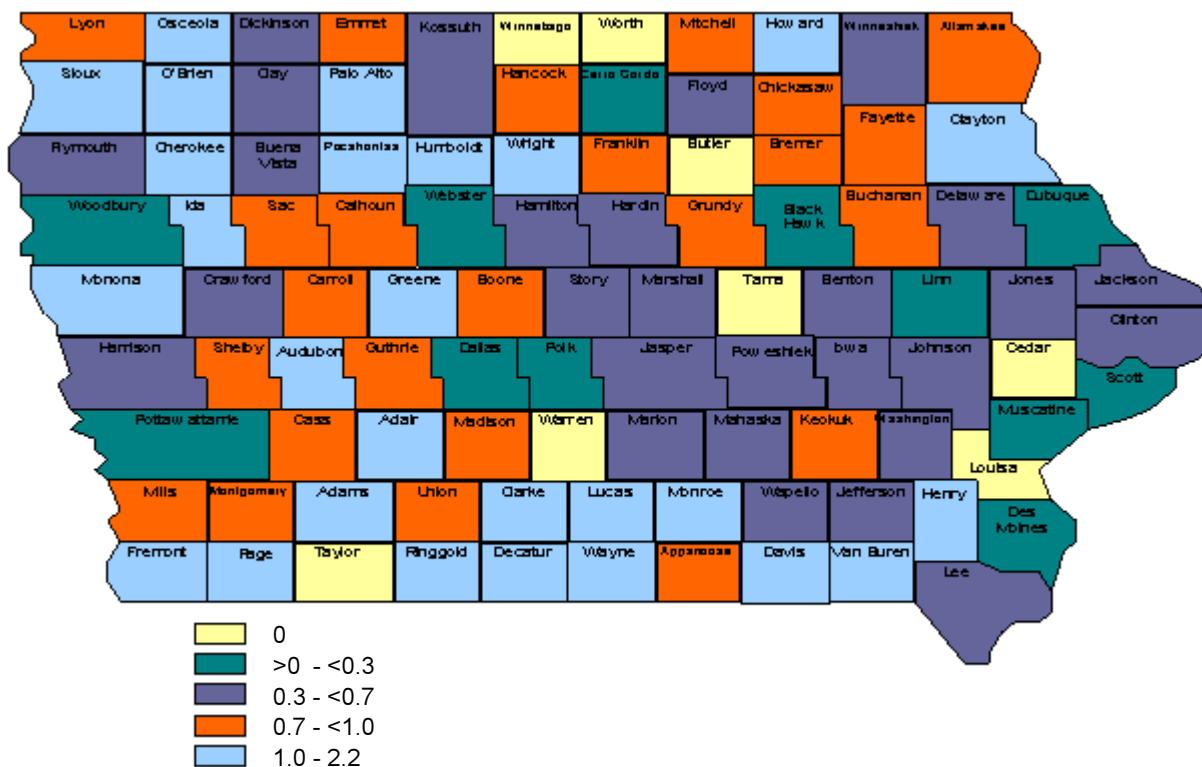
<sup>1</sup>Rates per 10,000 population  
\*Crude rate less than 0.05

<sup>2</sup>Includes Family Practice, Internal Medicine,  
Pediatric and Obstetrics/Gynecology Physicians

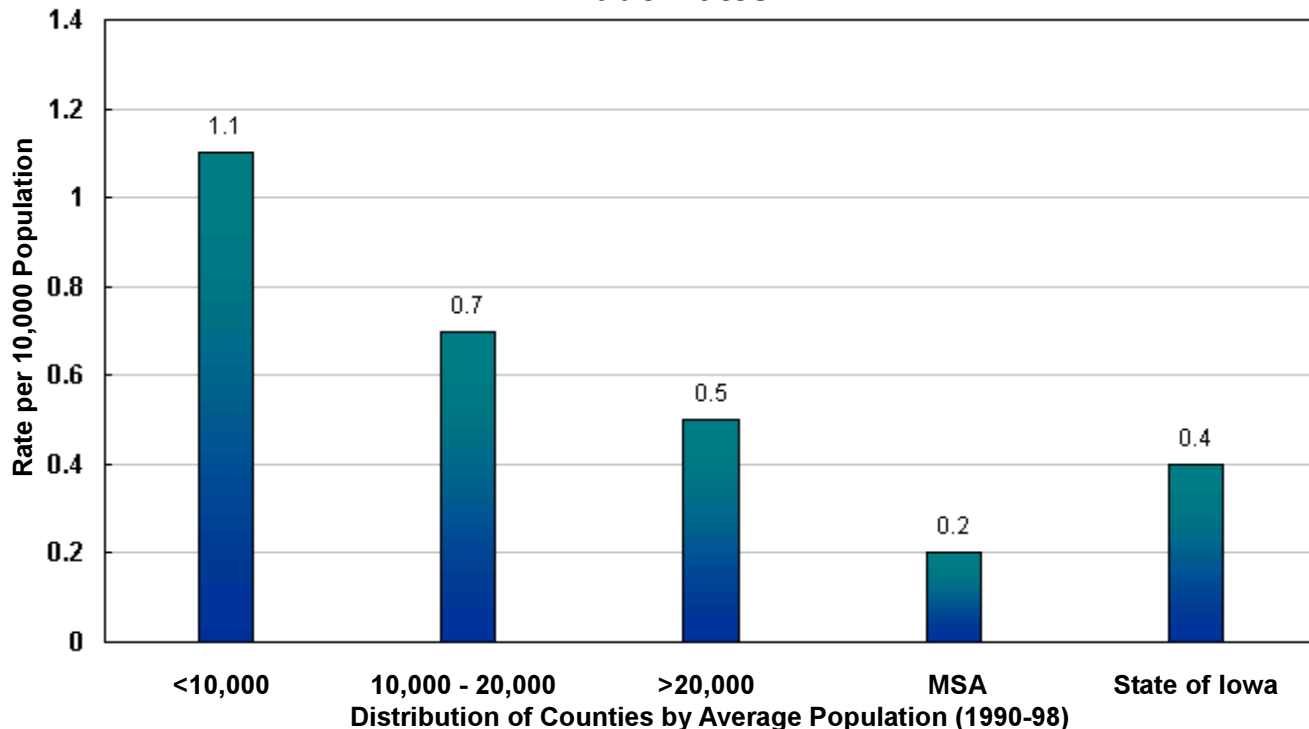
Source: Iowa Department of  
Inspections and Appeals

# Hospitals 2001

## Crude Rates per 10,000 Population



## Crude Rates



## Hospital Beds 2001

TOTAL	Number	Crude <sup>1</sup>
State of Iowa	14,671	50.1

	County			County		
	Number	Crude <sup>1</sup>	Number	Crude <sup>1</sup>	Number	Crude <sup>1</sup>
<b>Counties with Average Population &lt;10,000</b>	Adair	25	30.3	Lucas	22	23.3
	Adams	22	49.1	Monroe	38	47.4
	Audubon	29	42.5	Osceola	32	45.7
	Clarke	48	52.6	Pocahontas	25	28.9
	Davis	80	93.7	Ringgold	22	40.2
	Decatur	49	56.4	Taylor	0	*
	Fremont	25	31.2	Van Buren	40	51.2
	Howard	32	32.2	Wayne	28	41.6
	Ida	36	45.9	Worth	0	*
	<b>Group Totals</b>					
Number:	553					
Crude:	39.6					

	County			County		
	Number	Crude	Number	Crude	Number	Crude
<b>Counties with Average Population 10,000 to 20,000</b>	Allamakee	25	17.0	Henry <sup>2</sup>	139	68.4
	Appanoose	54	39.4	Humboldt	49	47.2
	Buena Vista	54	26.5	Iowa	25	16.0
	Butler	0	*	Jefferson	67	41.4
	Calhoun	49	44.1	Jones	25	12.4
	Cass	69	47.0	Keokuk	25	21.9
	Cedar	0	*	Kossuth	40	23.3
	Cherokee <sup>2</sup>	122	93.6	Louisa	0	*
	Chickasaw	22	16.8	Lyon	30	25.5
	Clay	99	57.0	Madison	21	15.0
	Clayton	54	28.9	Mills <sup>3</sup>	851	585.0
	Crawford	72	42.5	Mitchell	25	23.0
	Delaware	37	20.1	Monona	48	47.9
	Dickinson	49	29.8	Montgomery	40	34.0
	Emmet	58	52.6	O'Brien	112	74.2
	Floyd	35	20.7	Page <sup>2</sup>	155	91.3
	Franklin	77	71.9	Palo Alto	54	53.2
	Greene	127	122.5	Poweshiek	46	24.4
	Grundy	80	64.7	Sac	54	46.8
	Guthrie	25	22.0	Shelby	49	37.2
Hamilton	40	24.3	Tama	0	*	
Hancock	25	20.7	Union	53	43.1	
Hardin	42	22.3	Winnebago	0	*	
Harrison	25	16.0	Wright	47	32.8	

	County			County		
	Number	Crude	Number	Crude	Number	Crude
<b>Counties with Average Population &gt;20,000</b>	Benton	97	38.3	Mahaska	57	25.5
	Boone <sup>3</sup>	696	265.4	Marion	194	60.5
	Bremer	70	30.0	Marshall	124	31.5
	Buchanan <sup>2</sup>	260	123.3	Muscatine	80	19.2
	Carroll	229	106.9	Plymouth	44	17.7
	Cerro Gordo	350	75.4	Sioux	216	68.4
	Clinton	253	50.4	Story	342	42.8
	Des Moines	313	73.9	Wapello	235	65.2
	Fayette	89	40.4	Washington	40	19.4
	Jackson	61	30.1	Webster	151	37.5
	Jasper	68	18.3	Winneshek	57	26.7
	Lee	175	46.0			

	County			County		
	Number	Crude	Number	Crude	Number	Crude
<b>MSA Counties</b>	Black Hawk	610	47.7	Polk	2,134	57.0
	Dallas	49	12.0	Pottawattamie	306	34.9
	Dubuque	649	72.8	Scott	652	41.1
	Johnson	1,070	96.4	Warren	0	*
	Linn	803	41.9	Woodbury	449	43.2
<b>Group Totals</b>						
Number:	6,722					
Crude:	50.7					

<sup>1</sup>Rates per 10,000 population<sup>2</sup>Includes beds at Mental Health Institute located in this county.

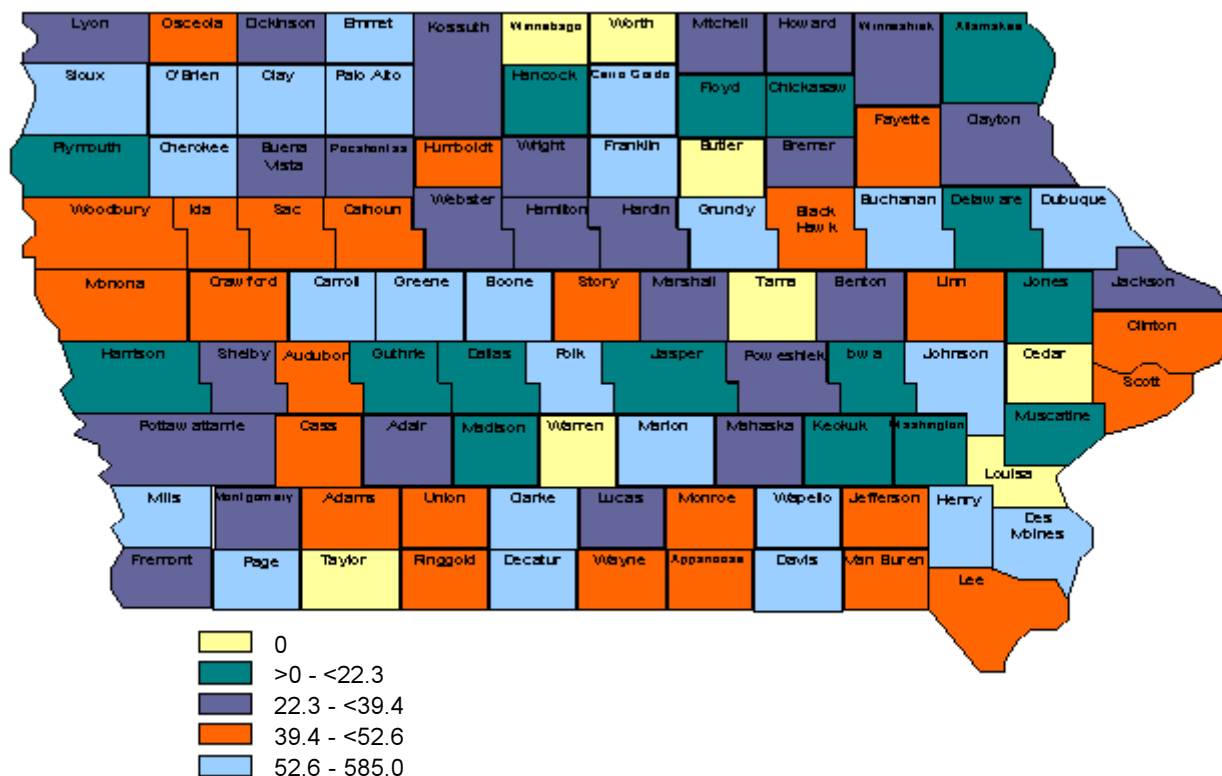
Source: Iowa Department of Inspections and Appeals

\*Crude rate less than 0.05

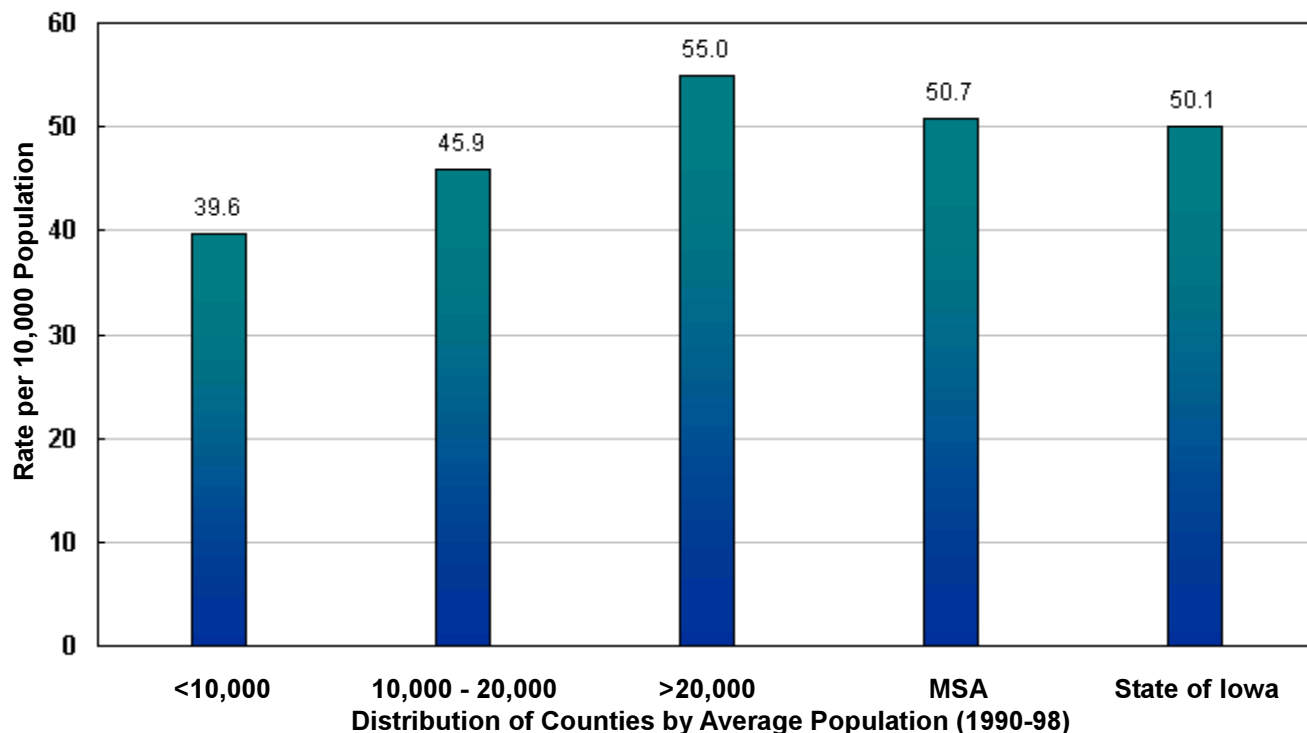
<sup>3</sup>Includes beds at Resource Center located in this county.

## Hospital Beds 2001

### Crude Rates per 10,000 Population



### Crude Rates



## Nursing Facilities 2001

TOTAL	Number	Crude <sup>1</sup>
State of Iowa	426	1.5

	County			County		
	Number	Crude <sup>1</sup>	Number	Crude <sup>1</sup>	Number	Crude <sup>1</sup>
<b>Counties with Average Population &lt;10,000</b>	Adair	3	3.6	Lucas	1	1.1
	Adams	1	2.2	Monroe	2	2.5
	Audubon	2	2.9	Osceola	2	2.9
	Clarke	1	1.1	Pocahontas	4	4.6
	Davis	1	1.2	Ringgold	2	3.7
	Decatur	2	2.3	Taylor	3	4.3
	Fremont	2	2.5	Van Buren	1	1.3
	Howard	4	4.0	Wayne	2	3.0
	Ida	3	3.8	Worth	2	2.5
	<b>Group Totals</b>					
Number:	38					
Crude:	2.7					

	County			County		
	Number	Crude	Number	Crude	Number	Crude
<b>Counties with Average Population 10,000 to 20,000</b>	Allamakee	4	2.7	Henry	5	2.5
	Appanoose	2	1.5	Humboldt	2	1.9
	Buena Vista	5	2.4	Iowa	4	2.6
	Butler	6	3.9	Jefferson	2	1.2
	Calhoun	4	3.6	Jones	2	1.0
	Cass	4	2.7	Keokuk	3	2.6
	Cedar	4	2.2	Kossuth	4	2.3
	Cherokee	5	3.8	Louisa	3	2.5
	Chickasaw	3	2.3	Lyon	4	3.4
	Clay	2	1.2	Madison	4	2.9
	Clayton	4	2.1	Mills	3	2.1
	Crawford	3	1.8	Mitchell	5	4.6
	Delaware	2	1.1	Monona	3	3.0
	Dickinson	3	1.8	Montgomery	4	3.4
	Emmet	3	2.7	O'Brien	5	3.3
	Floyd	5	3.0	Page	4	2.4
	Franklin	2	1.9	Palo Alto	4	3.9
	Greene	1	1.0	Poweshiek	5	2.7
	Grundy	3	2.4	Sac	4	3.5
	Guthrie	4	3.5	Shelby	3	2.3
Hamilton	3	1.8	Tama	5	2.8	
Hancock	3	2.5	Union	3	2.4	
Hardin	6	3.2	Winnebago	3	2.6	
Harrison	4	2.6	Wright	4	2.8	
<b>Group Totals</b>						
Number:	173					
Crude:	2.5					

	County			County		
	Number	Crude	Number	Crude	Number	Crude
<b>Counties with Average Population &gt;20,000</b>	Benton	3	1.2	Mahaska	3	1.3
	Boone	5	1.9	Marion	3	0.9
	Bremer	4	1.7	Marshall	5	1.3
	Buchanan	2	0.9	Muscatine	5	1.2
	Carroll	3	1.4	Plymouth	6	2.4
	Cerro Gordo	6	1.3	Sioux	3	0.9
	Clinton	4	0.8	Story	7	0.9
	Des Moines	5	1.2	Wapello	4	1.1
	Fayette	4	1.8	Washington	5	2.4
	Jackson	3	1.5	Webster	7	1.7
	Jasper	7	1.9	Winneshek	4	1.9
	Lee	6	1.6			
	<b>Group Totals</b>					
Number:	104					
Crude:	1.4					

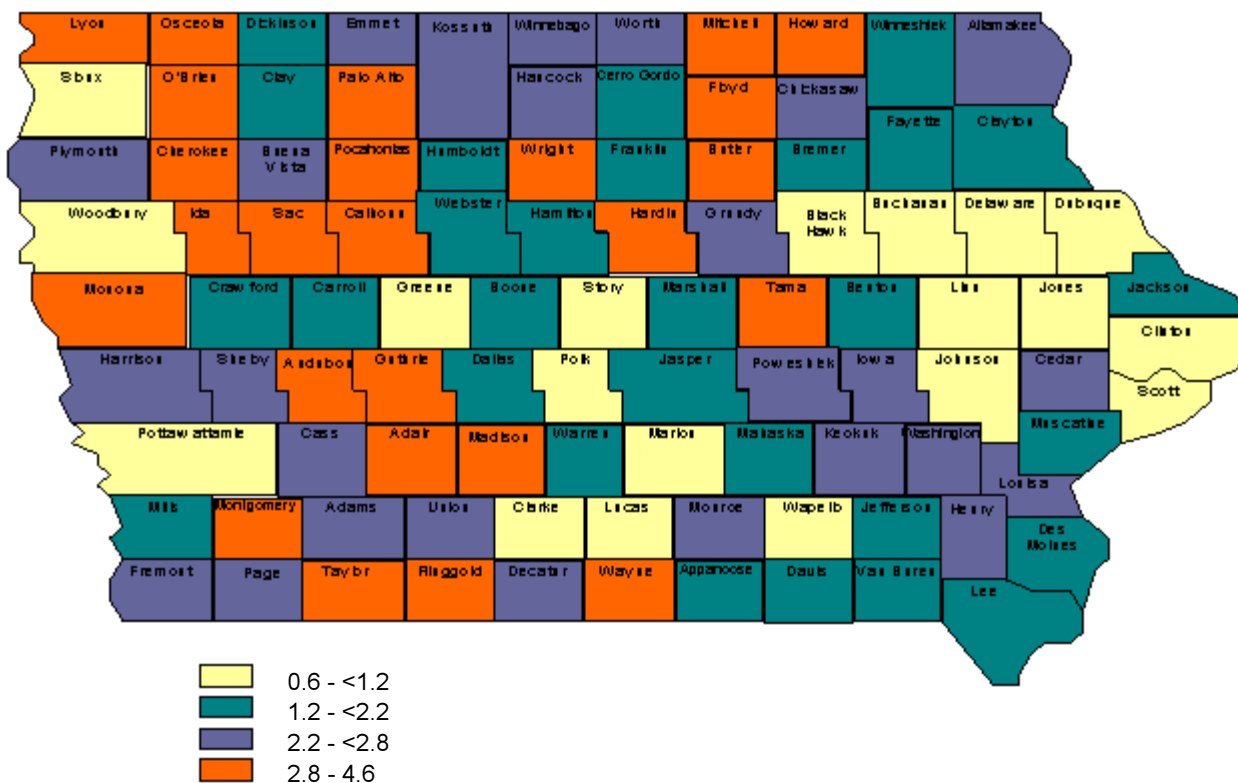
	County			County		
	Number	Crude	Number	Crude	Number	Crude
<b>MSA Counties</b>	Black Hawk	11	0.9	Polk	27	0.7
	Dallas	7	1.7	Pottawattamie	7	0.8
	Dubuque	9	1.0	Scott	11	0.7
	Johnson	7	0.6	Warren	7	1.7
	Linn	14	0.7	Woodbury	11	1.1
<b>Group Totals</b>						
Number:	111					
Crude:	0.8					

<sup>1</sup>Rates per 10,000 population

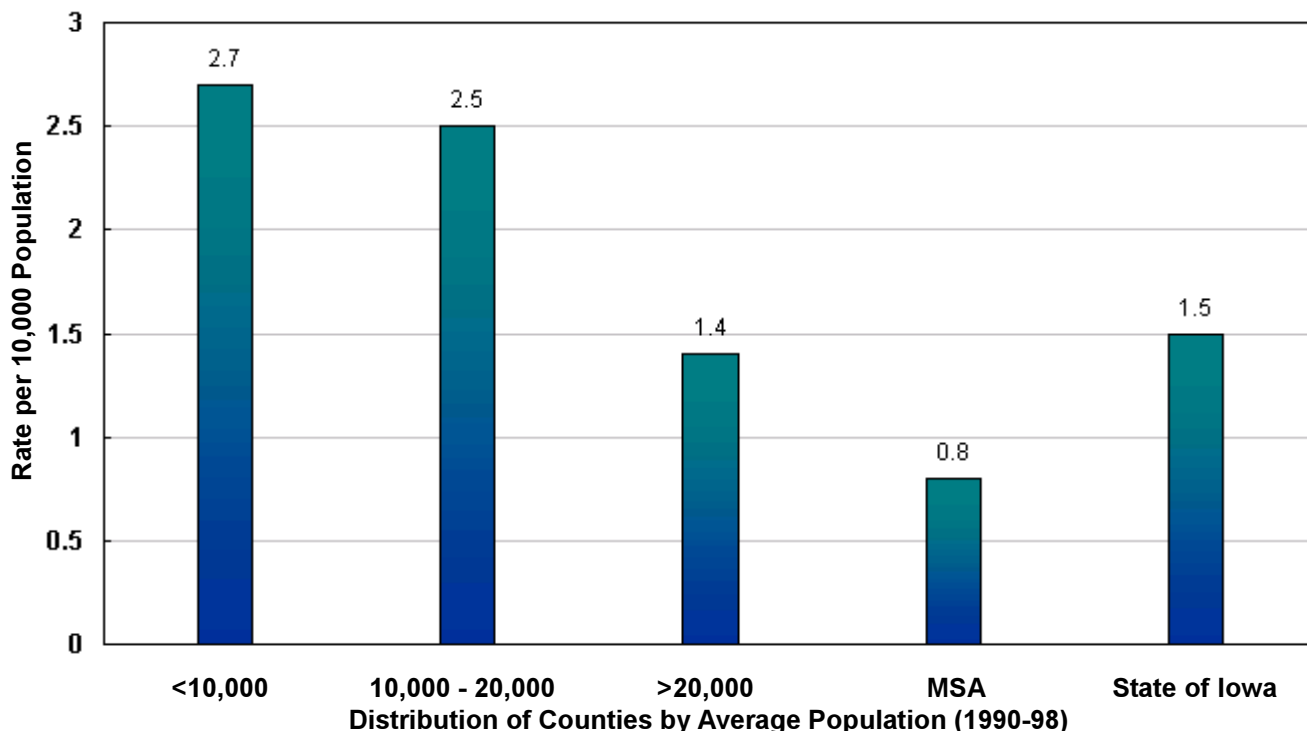
Source: Iowa Department of Inspections and Appeals

## Nursing Facilities 2001

### Crude Rates per 10,000 Population



### Crude Rates



## Nursing Facility Beds 2001

TOTAL	Number	Crude <sup>1</sup>
State of Iowa	33,397	114.1

	County	Number	Crude <sup>1</sup>	County	Number	Crude <sup>1</sup>
<b>Counties with Average Population &lt;10,000</b>	Adair	185	224.4	Lucas	130	138.0
	Adams	64	142.8	Monroe	154	192.1
	Audubon	156	228.4	Osceola	119	169.9
	Clarke	101	110.6	Pocahontas	189	218.2
	Davis	104	121.8	Ringgold	150	274.3
	Decatur	142	163.4	Taylor	149	214.1
	Fremont	163	203.5	Van Buren	75	96.0
	Howard	224	225.5	Wayne	124	184.2
	Ida	193	246.3	Worth	149	188.4
	<u>Group Totals</u>					
Number:	2,571					
Crude:	184.1					

	County	Number	Crude	County	Number	Crude
<b>Counties with Average Population 10,000 to 20,000</b>	Allamakee	279	190.1	Henry	261	128.3
	Appanoose	197	143.6	Humboldt	150	144.5
	Buena Vista	323	158.2	Iowa	229	146.1
	Butler	315	205.8	Jefferson	175	108.2
	Calhoun	256	230.3	Jones	209	103.4
	Cass	294	200.2	Keokuk	193	169.3
	Cedar	240	132.0	Kossuth	267	155.6
	Cherokee	242	185.7	Louisa	174	142.8
	Chickasaw	215	164.2	Lyon	216	183.6
	Clay	254	146.2	Madison	248	176.9
	Clayton	292	156.3	Mills	173	118.9
	Crawford	225	132.8	Mitchell	285	262.1
	Delaware	180	97.8	Monona	297	296.4
	Dickinson	238	144.9	Montgomery	296	251.5
	Emmet	243	220.4	O'Brien	254	168.2
	Floyd	325	192.3	Page	319	187.9
	Franklin	161	150.4	Palo Alto	252	248.3
	Greene	93	89.7	Poweshiek	326	173.3
	Grundy	141	114.0	Sac	267	231.6
	Guthrie	267	235.2	Shelby	229	173.8
Hamilton	242	147.2	Tama	343	189.5	
Hancock	189	156.2	Union	186	151.1	
Hardin	434	230.7	Winnebago	223	190.2	
Harrison	370	236.2	Wright	279	194.6	

	County	Number	Crude	County	Number	Crude
<b>Counties with Average Population &gt;20,000</b>	Benton	176	69.5	Mahaska	192	86.0
	Boone	468	178.5	Marion	230	71.8
	Bremer	310	132.9	Marshall	1,096	278.8
	Buchanan	156	74.0	Muscatine	490	117.4
	Carroll	246	114.8	Plymouth	381	153.3
	Cerro Gordo	716	154.2	Sioux	164	51.9
	Clinton	434	86.5	Story	509	63.6
	Des Moines	373	88.1	Wapello	377	104.6
	Fayette	285	129.5	Washington	368	178.0
	Jackson	235	115.8	Webster	726	180.4
	Jasper	427	114.7	Winneshek	281	131.9
	Lee	505	132.7			

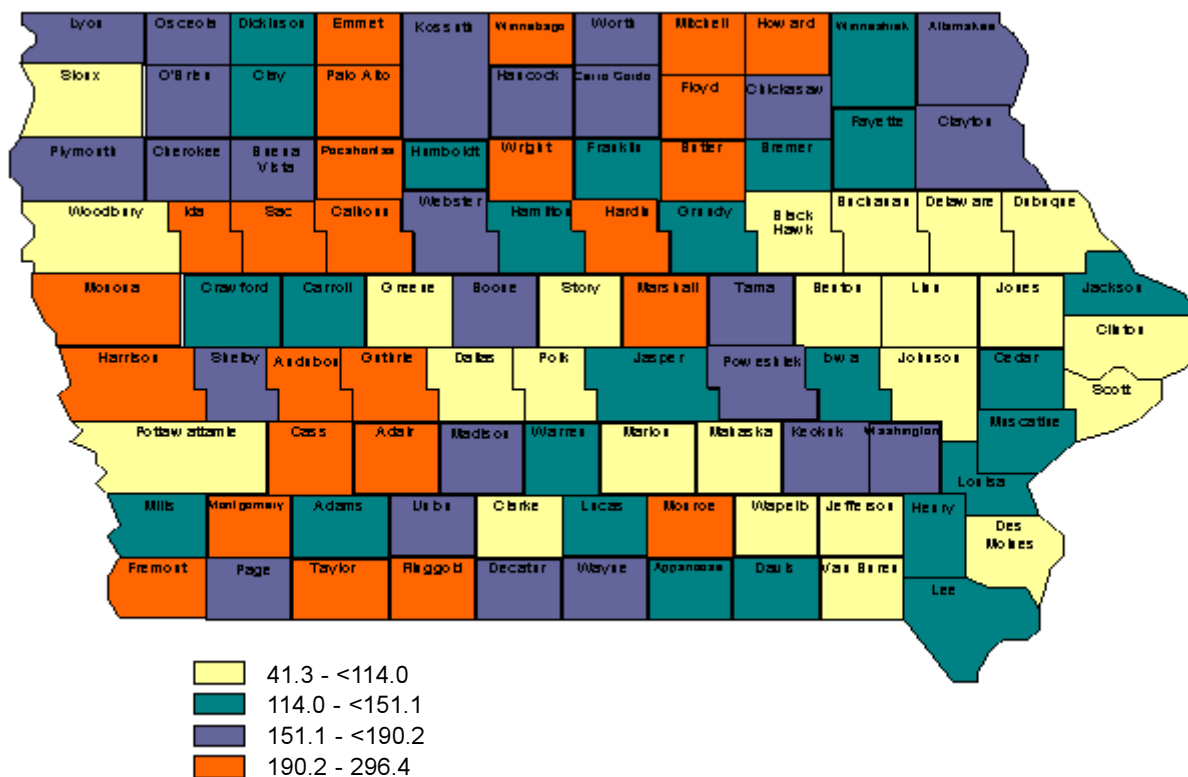
	County	Number	Crude	County	Number	Crude
<b>MSA Counties</b>	Black Hawk	1,189	92.9	Polk	2,264	60.4
	Dallas	423	103.8	Pottawattamie	674	76.8
	Dubuque	872	97.8	Scott	1,114	70.2
	Johnson	458	41.3	Warren	523	128.6
	Linn	1,205	62.9	Woodbury	1,093	105.2
	<u>Group Totals</u>					
Number:	9,815					
Crude:	74.0					

<sup>1</sup>Rates per 10,000 population

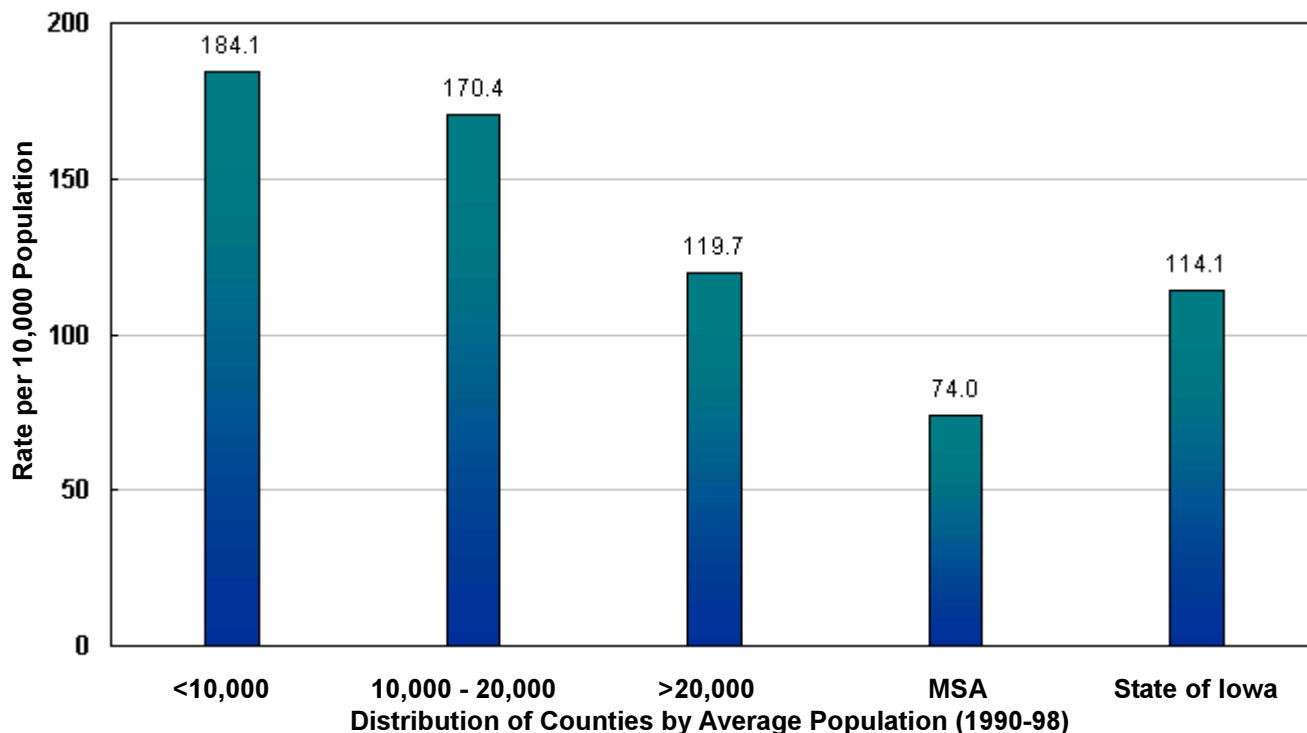
Source: Iowa Department of Inspections and Appeals

## Nursing Facility Beds 2001

### Crude Rates per 10,000 Population



### Crude Rates



## Chronic Confusion or Dementing Illness Units - 2001

TOTAL	Number	Crude <sup>1</sup>
State of Iowa	90	0.3

	County	Number	Crude <sup>1</sup>	County	Number	Crude <sup>1</sup>
<b>Counties with Average Population &lt;10,000</b>	Adair	0	*	Lucas	0	*
	Adams	0	*	Monroe	0	*
	Audubon	2	2.9	Osceola	0	*
	Clarke	1	1.1	Pocahontas	0	*
	Davis	0	*	Ringgold	1	1.8
	Decatur	0	*	Taylor	1	1.4
	Fremont	0	*	Van Buren	1	1.3
	Howard	1	1.0	Wayne	0	*
	Ida	1	1.3	Worth	1	1.3
	<b>Group Totals</b>					
Number:	9					
Crude:	0.6					

	County	Number	Crude	County	Number	Crude
<b>Counties with Average Population 10,000 to 20,000</b>	Allamakee	2	1.4	Henry	1	0.5
	Appanoose	0	*	Humboldt	1	1.0
	Buena Vista	0	*	Iowa	0	*
	Butler	0	*	Jefferson	1	0.6
	Calhoun	2	1.8	Jones	0	*
	Cass	0	*	Keokuk	0	*
	Cedar	1	0.5	Kossuth	1	0.6
	Cherokee	0	*	Louisa	0	*
	Chickasaw	2	1.5	Lyon	1	0.9
	Clay	1	0.6	Madison	1	0.7
	Clayton	1	0.5	Mills	0	*
	Crawford	1	0.6	Mitchell	1	0.9
	Delaware	1	0.5	Monona	1	1.0
	Dickinson	0	*	Montgomery	2	1.7
	Emmet	1	0.9	O'Brien	2	1.3
	Floyd	0	*	Page	0	*
	Franklin	1	0.9	Palo Alto	1	1.0
	Greene	1	1.0	Poweshiek	1	0.5
	Grundy	0	*	Sac	1	0.9
	Guthrie	0	*	Shelby	2	1.5
Hamilton	1	0.6	Tama	1	0.6	
Hancock	1	0.8	Union	0	*	
Hardin	2	1.1	Winnebago	1	0.9	
Harrison	1	0.6	Wright	1	0.7	
<b>Group Totals</b>						
Number:	39					
Crude:	0.6					

	County	Number	Crude	County	Number	Crude
<b>Counties with Average Population &gt;20,000</b>	Benton	1	0.4	Mahaska	0	*
	Boone	1	0.4	Marion	0	*
	Bremer	1	0.4	Marshall	1	0.3
	Buchanan	0	*	Muscatine	1	0.2
	Carroll	0	*	Plymouth	1	0.4
	Cerro Gordo	2	0.4	Sioux	0	*
	Clinton	0	*	Story	1	0.1
	Des Moines	0	*	Wapello	1	0.3
	Fayette	1	0.5	Washington	1	0.5
	Jackson	1	0.5	Webster	1	0.2
	Jasper	1	0.3	Winneshek	0	*
	Lee	2	0.5			
	<b>Group Totals</b>					
Number:	17					
Crude:	0.2					

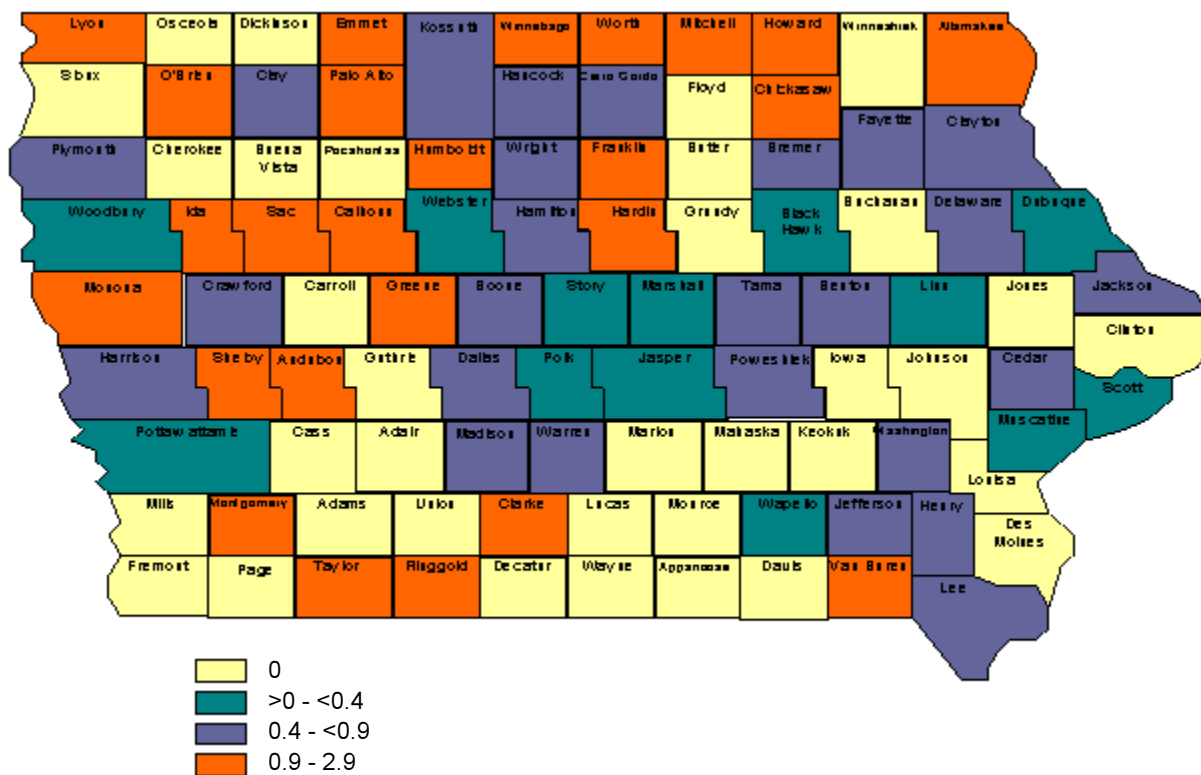
	County	Number	Crude	County	Number	Crude
<b>MSA Counties</b>	Black Hawk	2	0.2	Polk	6	0.2
	Dallas	2	0.5	Pottawattamie	2	0.2
	Dubuque	1	0.1	Scott	3	0.2
	Johnson	0	*	Warren	2	0.5
	Linn	5	0.3	Woodbury	2	0.2
	<b>Group Totals</b>					
Number:	25					
Crude:	0.2					

<sup>1</sup>Rates per 10,000 population  
\*Crude rate less than 0.05

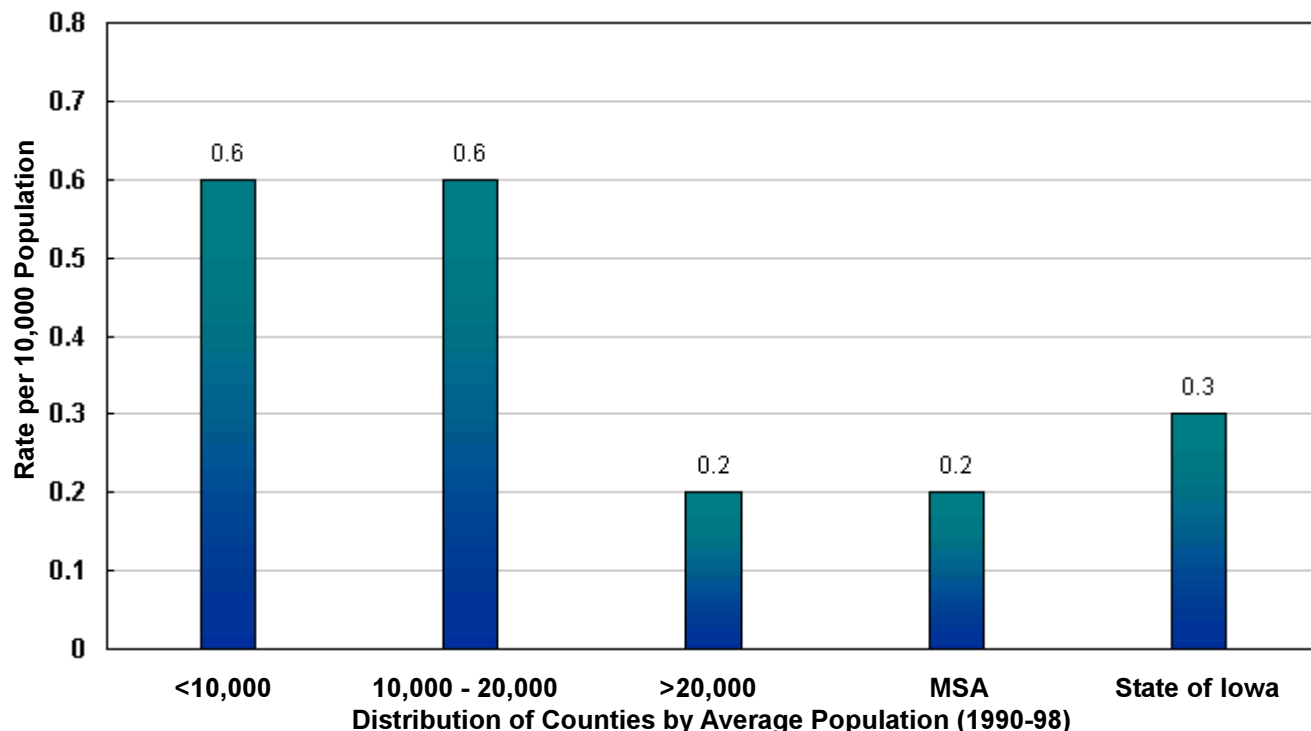
Source: Iowa Department of  
Inspections and Appeals

## Chronic Confusion or Dementing Illness Units 2001

### Crude Rates per 10,000 Population



### Crude Rates



## Beds in Chronic Confusion or Dementing Illness Units - 2001

TOTAL	Number	Crude <sup>1</sup>
State of Iowa	1,736	5.9

	County	Number	Crude <sup>1</sup>	County	Number	Crude <sup>1</sup>
<b>Counties with Average Population &lt;10,000</b>	Adair	0	*	Lucas	0	*
	Adams	0	*	Monroe	0	*
	Audubon	41	60.0	Osceola	0	*
	Clarke	15	16.4	Pocahontas	0	*
	Davis	0	*	Ringgold	8	14.6
	Decatur	0	*	Taylor	12	17.2
	Fremont	0	*	Van Buren	18	23.1
	Howard	24	24.2	Wayne	0	*
	Ida	12	15.3	Worth	15	19.0
	<b>Group Totals</b>					
Number:	145					
Crude:	10.4					

	County	Number	Crude	County	Number	Crude
<b>Counties with Average Population 10,000 to 20,000</b>	Allamakee	20	13.6	Henry	6	3.0
	Appanoose	0	*	Humboldt	24	23.1
	Buena Vista	0	*	Iowa	0	*
	Butler	0	*	Jefferson	14	8.7
	Calhoun	28	25.2	Jones	0	*
	Cass	0	*	Keokuk	0	*
	Cedar	6	3.3	Kossuth	18	10.5
	Cherokee	0	*	Louisa	0	*
	Chickasaw	37	28.3	Lyon	9	7.7
	Clay	10	5.8	Madison	18	12.8
	Clayton	16	8.6	Mills	0	*
	Crawford	24	14.2	Mitchell	14	12.9
	Delaware	16	8.7	Monona	20	20.0
	Dickinson	0	*	Montgomery	28	23.8
	Emmet	15	13.6	O'Brien	30	19.9
	Floyd	0	*	Page	0	*
	Franklin	19	17.8	Palo Alto	8	7.9
	Greene	10	9.6	Poweshiek	16	8.5
	Grundy	0	*	Sac	12	10.4
	Guthrie	0	*	Shelby	32	24.3
Hamilton	15	9.1	Tama	20	11.0	
Hancock	12	9.9	Union	0	*	
Hardin	32	17.0	Winnebago	11	9.4	
Harrison	18	11.5	Wright	20	14.0	
<b>Group Totals</b>						
Number:	578					
Crude:	8.3					

	County	Number	Crude	County	Number	Crude
<b>Counties with Average Population &gt;20,000</b>	Benton	13	5.1	Mahaska	0	*
	Boone	38	14.5	Marion	0	*
	Bremer	17	7.3	Marshall	78	19.8
	Buchanan	0	*	Muscatine	17	4.1
	Carroll	0	*	Plymouth	17	6.8
	Cerro Gordo	27	5.8	Sioux	0	*
	Clinton	0	*	Story	17	2.1
	Des Moines	0	*	Wapello	20	5.5
	Fayette	14	6.4	Washington	11	5.3
	Jackson	37	18.2	Webster	44	10.9
	Jasper	22	5.9	Winneshek	0	*
	Lee	40	10.5			

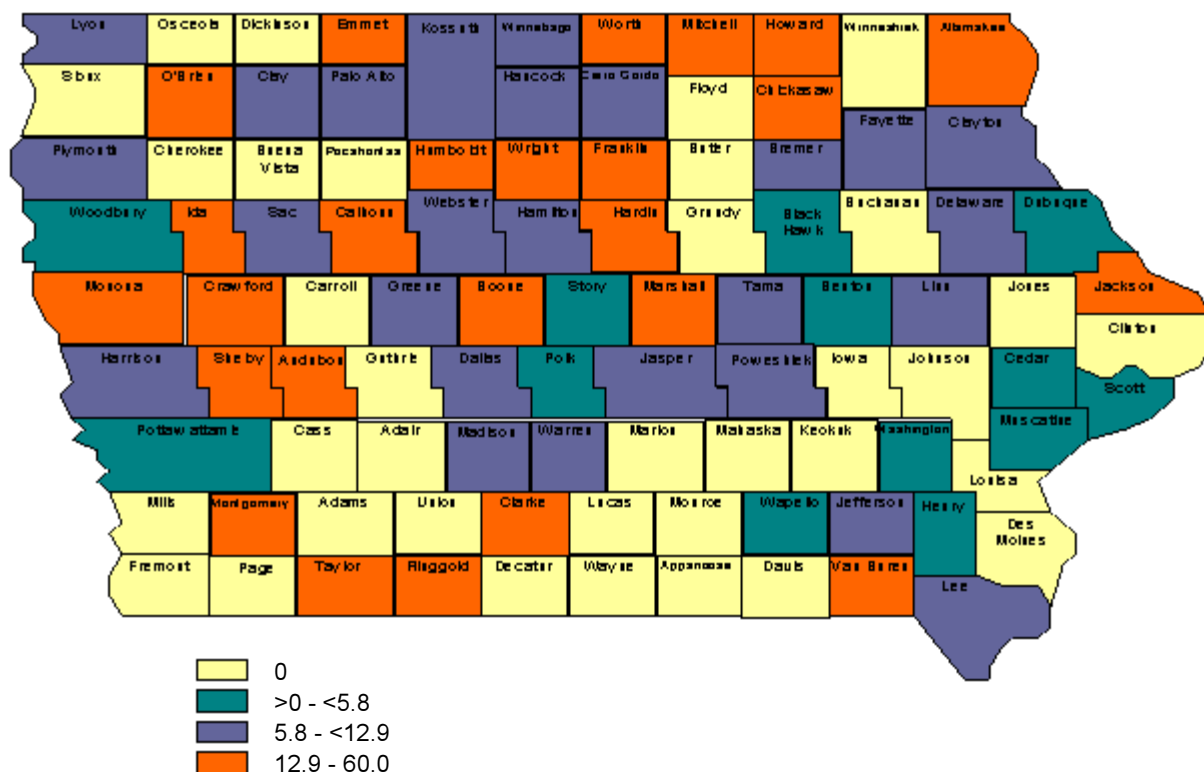
	County	Number	Crude	County	Number	Crude
<b>MSA Counties</b>	Black Hawk	54	4.2	Polk	154	4.1
	Dallas	31	7.6	Pottawattamie	37	4.2
	Dubuque	16	1.8	Scott	75	4.7
	Johnson	0	*	Warren	52	12.8
	Linn	126	6.6	Woodbury	56	5.4
	<b>Group Totals</b>					
Number:	601					
Crude:	4.5					

<sup>1</sup>Rates per 10,000 population  
\*Crude rate less than 0.05

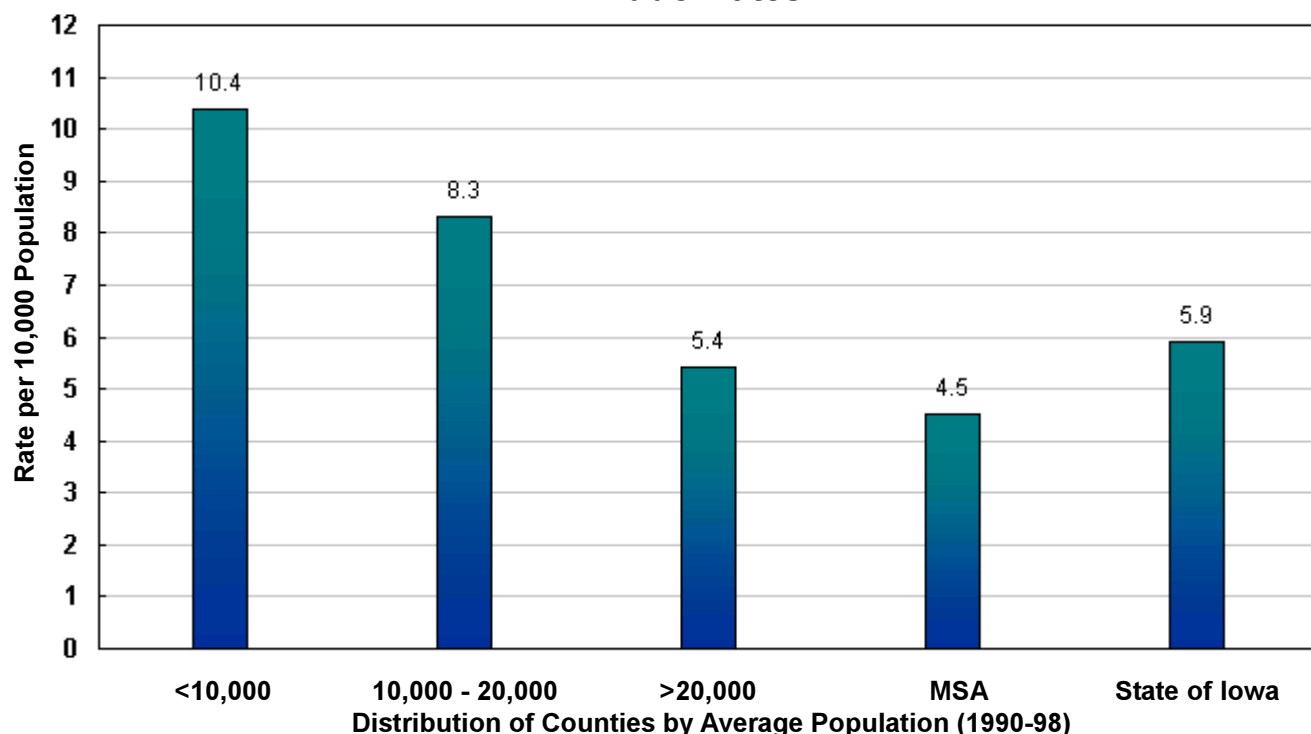
Source: Iowa Department of Inspections and Appeals

## Beds in Chronic Confusion or Dementing Illness Units 2001

### Crude Rates per 10,000 Population



### Crude Rates



## Intermediate Care Facilities for Persons with Mental Illness - 2001

TOTAL	Number	Crude <sup>1</sup>
State of Iowa	1	*

	County	Number	Crude <sup>1</sup>		County	Number	Crude <sup>1</sup>
<b>Counties with Average Population &lt;10,000</b>	Adair	0	*	<b>Counties with Average Population &gt;20,000</b>	Lucas	0	*
	Adams	0	*		Monroe	0	*
	Audubon	0	*		Osceola	0	*
	Clarke	0	*		Pocahontas	0	*
	Davis	1	1.2		Ringgold	0	*
	Decatur	0	*		Taylor	0	*
	Fremont	0	*		Van Buren	0	*
	Howard	0	*		Wayne	0	*
	Ida	0	*		Worth	0	*
	<b>Group Totals</b>						
Number:	1						
Crude:	0.1						

	County	Number	Crude		County	Number	Crude
<b>Counties with Average Population 10,000 to 20,000</b>	Allamakee	0	*	<b>Counties with Average Population &gt;20,000</b>	Henry	0	*
	Appanoose	0	*		Humboldt	0	*
	Buena Vista	0	*		Iowa	0	*
	Butler	0	*		Jefferson	0	*
	Calhoun	0	*		Jones	0	*
	Cass	0	*		Keokuk	0	*
	Cedar	0	*		Kossuth	0	*
	Cherokee	0	*		Louisa	0	*
	Chickasaw	0	*		Lyon	0	*
	Clay	0	*		Madison	0	*
	Clayton	0	*		Mills	0	*
	Crawford	0	*		Mitchell	0	*
	Delaware	0	*		Monona	0	*
	Dickinson	0	*		Montgomery	0	*
	Emmet	0	*		O'Brien	0	*
	Floyd	0	*		Page	0	*
	Franklin	0	*		Palo Alto	0	*
	Greene	0	*		Poweshiek	0	*
	Grundy	0	*		Sac	0	*
	Guthrie	0	*		Shelby	0	*
Hamilton	0	*	Tama	0	*		
Hancock	0	*	Union	0	*		
Hardin	0	*	Winnebago	0	*		
Harrison	0	*	Wright	0	*		

	County	Number	Crude		County	Number	Crude	
<b>Counties with Average Population &gt;20,000</b>	Benton	0	*	<b>MSA Counties</b>	Mahaska	0	*	
	Boone	0	*		Marion	0	*	
	Bremer	0	*		Marshall	0	*	
	Buchanan	0	*		Muscatine	0	*	
	Carroll	0	*		Plymouth	0	*	
	Cerro Gordo	0	*		Sioux	0	*	
	Clinton	0	*		Story	0	*	
	Des Moines	0	*		Wapello	0	*	
	Fayette	0	*		Washington	0	*	
	Jackson	0	*		Webster	0	*	
	Jasper	0	*		Winneshek	0	*	
	Lee	0	*					

	County	Number	Crude		County	Number	Crude
<b>MSA Counties</b>	Black Hawk	0	*	<b>Group Totals</b>	Polk	0	*
	Dallas	0	*		Pottawattamie	0	*
	Dubuque	0	*		Scott	0	*
	Johnson	0	*		Warren	0	*
	Linn	0	*		Woodbury	0	*

<sup>1</sup>Rates per 10,000 population  
\*Crude rate less than 0.05

Source: Iowa Department of  
Inspections and Appeals



## Intermediate Care Beds for Persons with Mental Illness - 2001

TOTAL	Number	Crude <sup>1</sup>
State of Iowa	25	0.1

	County	Number	Crude <sup>1</sup>		County	Number	Crude <sup>1</sup>
<b>Counties with Average Population &lt;10,000</b>	Adair	0	*	<b>Counties with Average Population 10,000 to 20,000</b>	Lucas	0	*
	Adams	0	*		Monroe	0	*
	Audubon	0	*		Osceola	0	*
	Clarke	0	*		Pocahontas	0	*
	Davis	25	29.3		Ringgold	0	*
	Decatur	0	*		Taylor	0	*
	Fremont	0	*		Van Buren	0	*
	Howard	0	*		Wayne	0	*
	Ida	0	*		Worth	0	*
	<u>Group Totals</u>						
Number:	25						
Crude:	1.8						

	County	Number	Crude		County	Number	Crude
<b>Counties with Average Population 10,000 to 20,000</b>	Allamakee	0	*	<b>Counties with Average Population &gt;20,000</b>	Henry	0	*
	Appanoose	0	*		Humboldt	0	*
	Buena Vista	0	*		Iowa	0	*
	Butler	0	*		Jefferson	0	*
	Calhoun	0	*		Jones	0	*
	Cass	0	*		Keokuk	0	*
	Cedar	0	*		Kossuth	0	*
	Cherokee	0	*		Louisa	0	*
	Chickasaw	0	*		Lyon	0	*
	Clay	0	*		Madison	0	*
	Clayton	0	*		Mills	0	*
	Crawford	0	*		Mitchell	0	*
	Delaware	0	*		Monona	0	*
	Dickinson	0	*		Montgomery	0	*
	Emmet	0	*		O'Brien	0	*
	Floyd	0	*		Page	0	*
	Franklin	0	*		Palo Alto	0	*
	Greene	0	*		Poweshiek	0	*
	Grundy	0	*		Sac	0	*
	Guthrie	0	*		Shelby	0	*
Hamilton	0	*	Tama	0	*		
Hancock	0	*	Union	0	*		
Hardin	0	*	Winnebago	0	*		
Harrison	0	*	Wright	0	*		

	County	Number	Crude		County	Number	Crude
<b>Counties with Average Population &gt;20,000</b>	Benton	0	*	<b>MSA Counties</b>	Mahaska	0	*
	Boone	0	*		Marion	0	*
	Bremer	0	*		Marshall	0	*
	Buchanan	0	*		Muscatine	0	*
	Carroll	0	*		Plymouth	0	*
	Cerro Gordo	0	*		Sioux	0	*
	Clinton	0	*		Story	0	*
	Des Moines	0	*		Wapello	0	*
	Fayette	0	*		Washington	0	*
	Jackson	0	*		Webster	0	*
	Jasper	0	*		Winneshiek	0	*
	Lee	0	*				

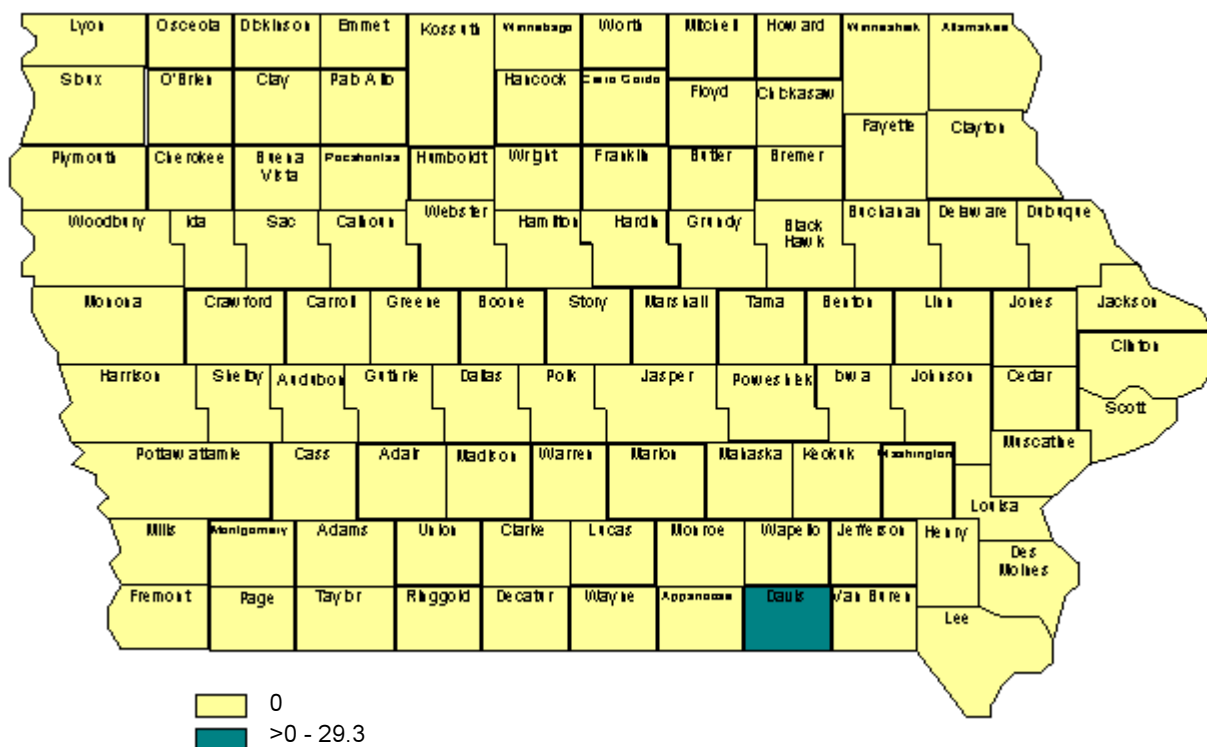
	County	Number	Crude		County	Number	Crude
<b>MSA Counties</b>	Black Hawk	0	*	<b>Group Totals</b>	Polk	0	*
	Dallas	0	*		Pottawattamie	0	*
	Dubuque	0	*		Scott	0	*
	Johnson	0	*		Warren	0	*
	Linn	0	*		Woodbury	0	*
Number:	0						
Crude:	*						

<sup>1</sup>Rates per 10,000 population  
\*Crude rate less than 0.05

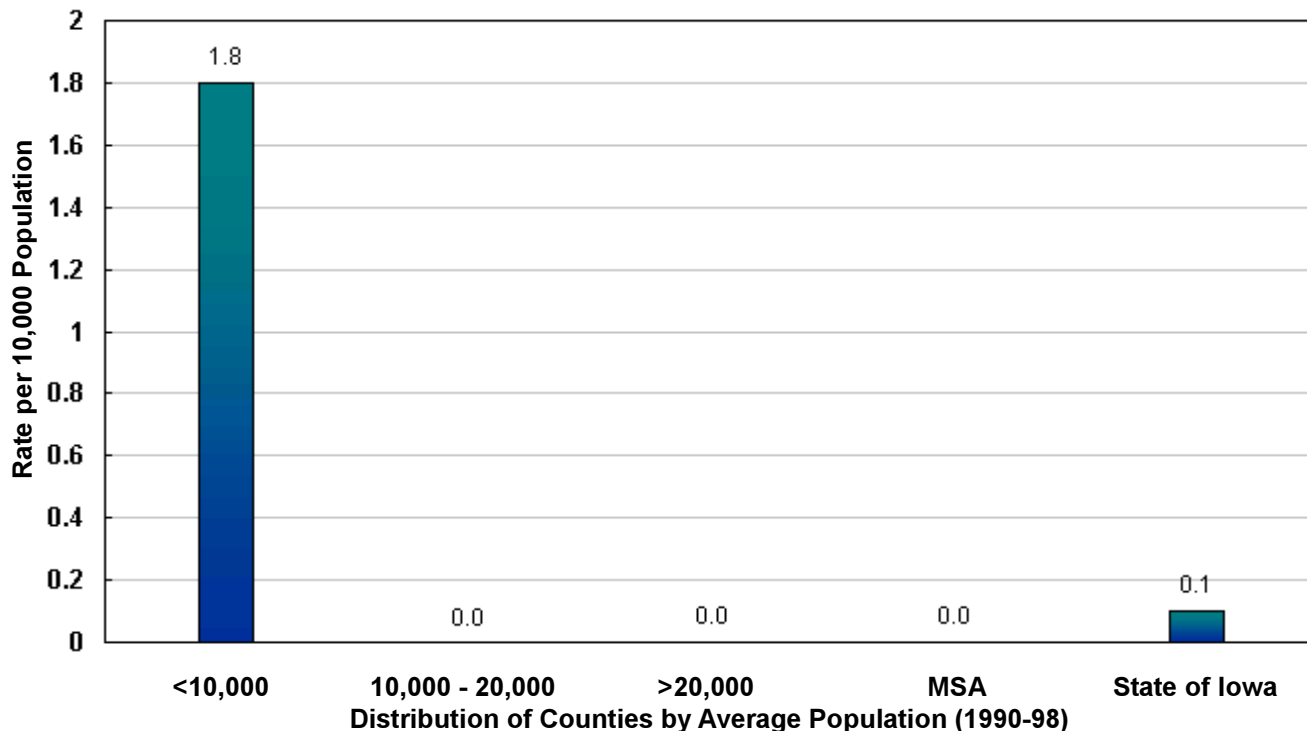
Source: Iowa Department of  
Inspections and Appeals

## Intermediate Care Beds for Persons with Mental Illness 2001

### Crude Rates per 10,000 Population



### Crude Rates



## Intermediate Care Facilities for the Mentally Retarded - 2001

TOTAL	Number	Crude <sup>1</sup>
State of Iowa	126	0.4

	County	Number	Crude <sup>1</sup>		County	Number	Crude <sup>1</sup>
<b>Counties with Average Population &lt;10,000</b>	Adair	0	*	<b>Counties with Average Population 10,000 to 20,000</b>	Lucas	0	*
	Adams	2	4.5		Monroe	0	*
	Audubon	0	*		Osceola	0	*
	Clarke	2	2.2		Pocahontas	0	*
	Davis	0	*		Ringgold	0	*
	Decatur	0	*		Taylor	0	*
	Fremont	0	*		Van Buren	0	*
	Howard	0	*		Wayne	0	*
	Ida	0	*		Worth	0	*
	<b>Group Totals</b>						
Number:	4						
Crude:	0.3						

	County	Number	Crude		County	Number	Crude
<b>Counties with Average Population 10,000 to 20,000</b>	Allamakee	0	*	<b>Counties with Average Population &gt;20,000</b>	Henry	0	*
	Appanoose	0	*		Humboldt	0	*
	Buena Vista	1	0.5		Iowa	0	*
	Butler	0	*		Jefferson	0	*
	Calhoun	3	2.7		Jones	0	*
	Cass	0	*		Keokuk	0	*
	Cedar	0	*		Kossuth	1	0.6
	Cherokee	0	*		Louisa	0	*
	Chickasaw	0	*		Lyon	0	*
	Clay	0	*		Madison	0	*
	Clayton	6	3.2		Mills	2	1.4
	Crawford	2	1.2		Mitchell	0	*
	Delaware	0	*		Monona	0	*
	Dickinson	0	*		Montgomery	0	*
	Emmet	0	*		O'Brien	1	0.7
	Floyd	3	1.8		Page	0	*
	Franklin	0	*		Palo Alto	1	1.0
	Greene	0	*		Poweshiek	0	*
	Grundy	0	*		Sac	0	*
	Guthrie	0	*		Shelby	0	*
Hamilton	0	*	Tama	0	*		
Hancock	0	*	Union	2	1.6		
Hardin	0	*	Winnebago	3	2.6		
Harrison	1	0.6	Wright	4	2.8		

	County	Number	Crude		County	Number	Crude
<b>Counties with Average Population &gt;20,000</b>	Benton	0	*	<b>MSA Counties</b>	Mahaska	1	0.4
	Boone	0	*		Marion	2	0.6
	Bremer	0	*		Marshall	0	*
	Buchanan	0	*		Muscatine	0	*
	Carroll	1	0.5		Plymouth	0	*
	Cerro Gordo	1	0.2		Sioux	1	0.3
	Clinton	1	0.2		Story	4	0.5
	Des Moines	1	0.2		Wapello	0	*
	Fayette	0	*		Washington	2	1.0
	Jackson	1	0.5		Webster	1	0.2
	Jasper	3	0.8		Winneshiek	0	*
	Lee	0	*				

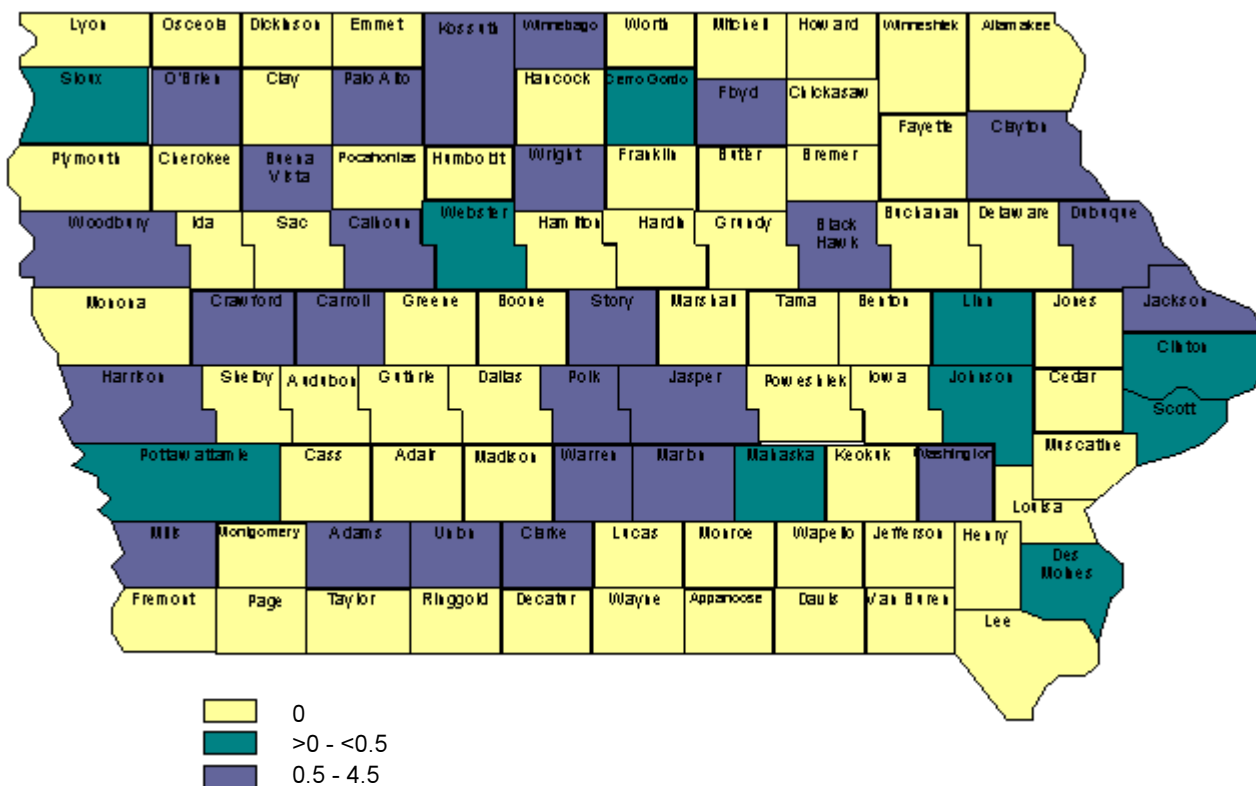
	County	Number	Crude		County	Number	Crude
<b>MSA Counties</b>	Black Hawk	8	0.6	<b>Group Totals</b>	Polk	34	0.9
	Dallas	0	*		Pottawattamie	3	0.3
	Dubuque	5	0.6		Scott	1	0.1
	Johnson	1	0.1		Warren	2	0.5
	Linn	7	0.4		Woodbury	12	1.2
Number:	73						
Crude:	0.6						

<sup>1</sup>Rates per 10,000 population  
\*Crude rate less than 0.05

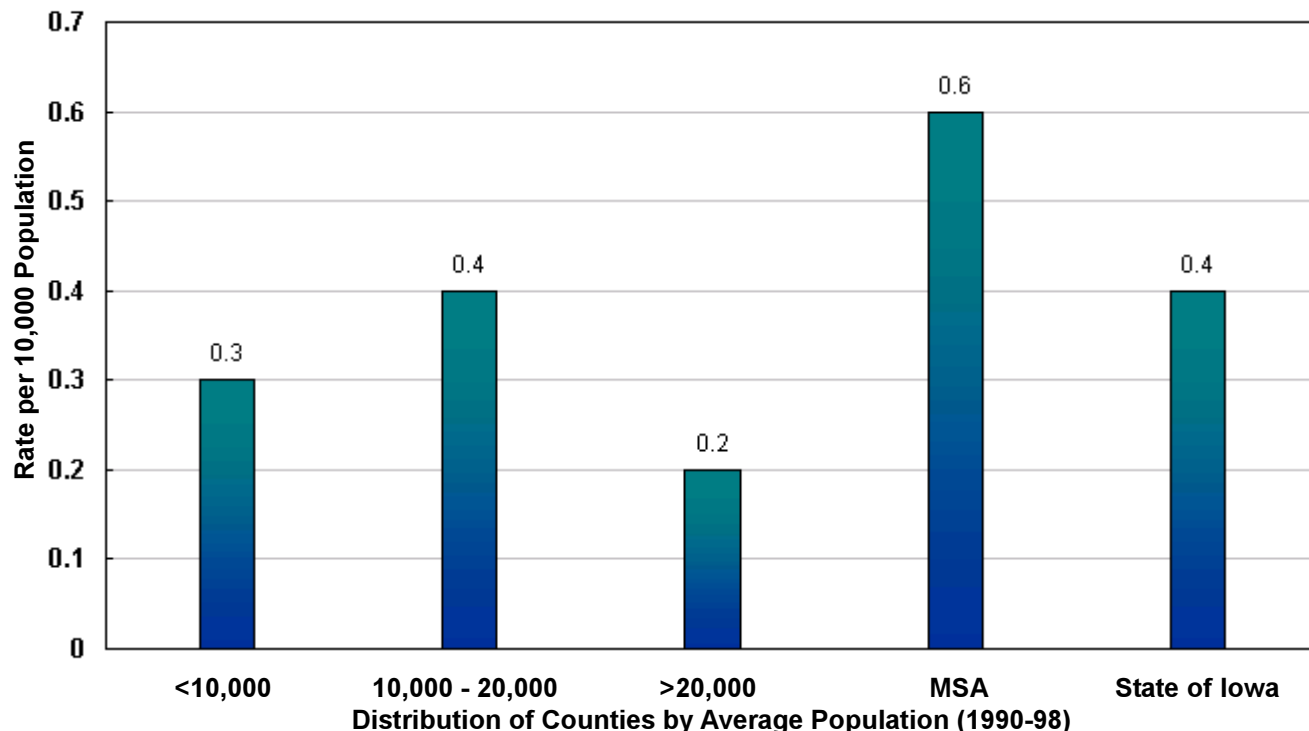
Source: Iowa Department of  
Inspections and Appeals

## Intermediate Care Facilities for the Mentally Retarded 2001

### Crude Rates per 10,000 Population



### Crude Rates



## Intermediate Care Beds for the Mentally Retarded - 2001

TOTAL	Number	Crude <sup>1</sup>
State of Iowa	1,562	5.3

	County	Number	Crude <sup>1</sup>	County	Number	Crude <sup>1</sup>
<b>Counties with Average Population &lt;10,000</b>	Adair	0	*	Lucas	0	*
	Adams	12	26.8	Monroe	0	*
	Audubon	0	*	Osceola	0	*
	Clarke	14	15.3	Pocahontas	0	*
	Davis	0	*	Ringgold	0	*
	Decatur	0	*	Taylor	0	*
	Fremont	0	*	Van Buren	0	*
	Howard	0	*	Wayne	0	*
	Ida	0	*	Worth	0	*
	<u>Group Totals</u>					
Number:	26					
Crude:	1.9					

	County	Number	Crude	County	Number	Crude
<b>Counties with Average Population 10,000 to 20,000</b>	Allamakee	0	*	Henry	0	*
	Appanoose	0	*	Humboldt	0	*
	Buena Vista	32	15.7	Iowa	0	*
	Butler	0	*	Jefferson	0	*
	Calhoun	64	57.6	Jones	0	*
	Cass	0	*	Keokuk	0	*
	Cedar	0	*	Kossuth	15	8.7
	Cherokee	0	*	Louisa	0	*
	Chickasaw	0	*	Lyon	0	*
	Clay	0	*	Madison	0	*
	Clayton	36	19.3	Mills	140	96.2
	Crawford	12	7.1	Mitchell	0	*
	Delaware	0	*	Monona	0	*
	Dickinson	0	*	Montgomery	0	*
	Emmet	0	*	O'Brien	60	39.7
	Floyd	57	33.7	Page	0	*
	Franklin	0	*	Palo Alto	16	15.8
	Greene	0	*	Poweshiek	0	*
	Grundy	0	*	Sac	0	*
	Guthrie	0	*	Shelby	0	*
Hamilton	0	*	Tama	0	*	
Hancock	0	*	Union	18	14.6	
Hardin	0	*	Winnebago	44	37.5	
Harrison	6	3.8	Wright	24	16.7	

	County	Number	Crude	County	Number	Crude
<b>Counties with Average Population &gt;20,000</b>	Benton	0	*	Mahaska	8	3.6
	Boone	0	*	Marion	23	7.2
	Bremer	0	*	Marshall	0	*
	Buchanan	0	*	Muscatine	0	*
	Carroll	49	22.9	Plymouth	0	*
	Cerro Gordo	30	6.5	Sioux	12	3.8
	Clinton	25	5.0	Story	24	3.0
	Des Moines	16	3.8	Wapello	0	*
	Fayette	0	*	Washington	16	7.7
	Jackson	12	5.9	Webster	30	7.5
	Jasper	24	6.4	Winneshek	0	*
	Lee	0	*			

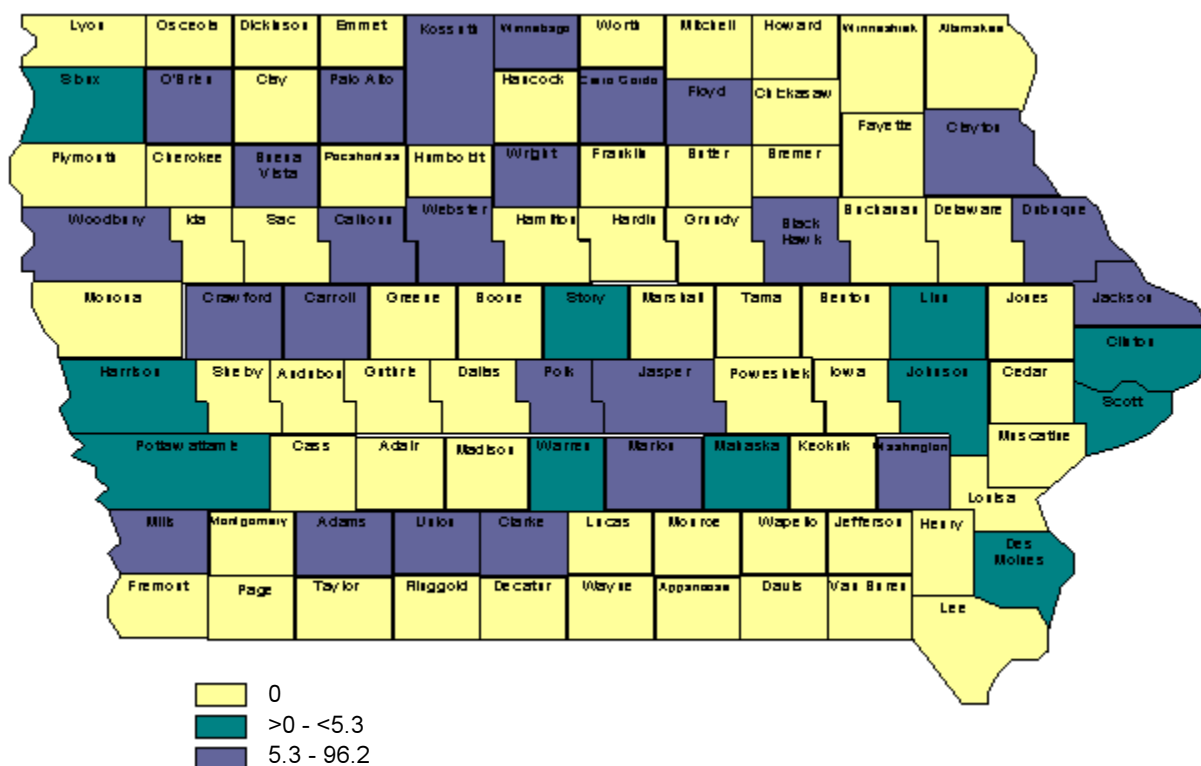
	County	Number	Crude	County	Number	Crude
<b>MSA Counties</b>	Black Hawk	129	10.1	Polk	200	5.3
	Dallas	0	*	Pottawattamie	24	2.7
	Dubuque	94	10.5	Scott	54	3.4
	Johnson	8	0.7	Warren	16	3.9
	Linn	74	3.9	Woodbury	144	13.9
<u>Group Totals</u>						
Number:	743					
Crude:	5.6					

<sup>1</sup>Rates per 10,000 population  
\*Crude rate less than 0.05

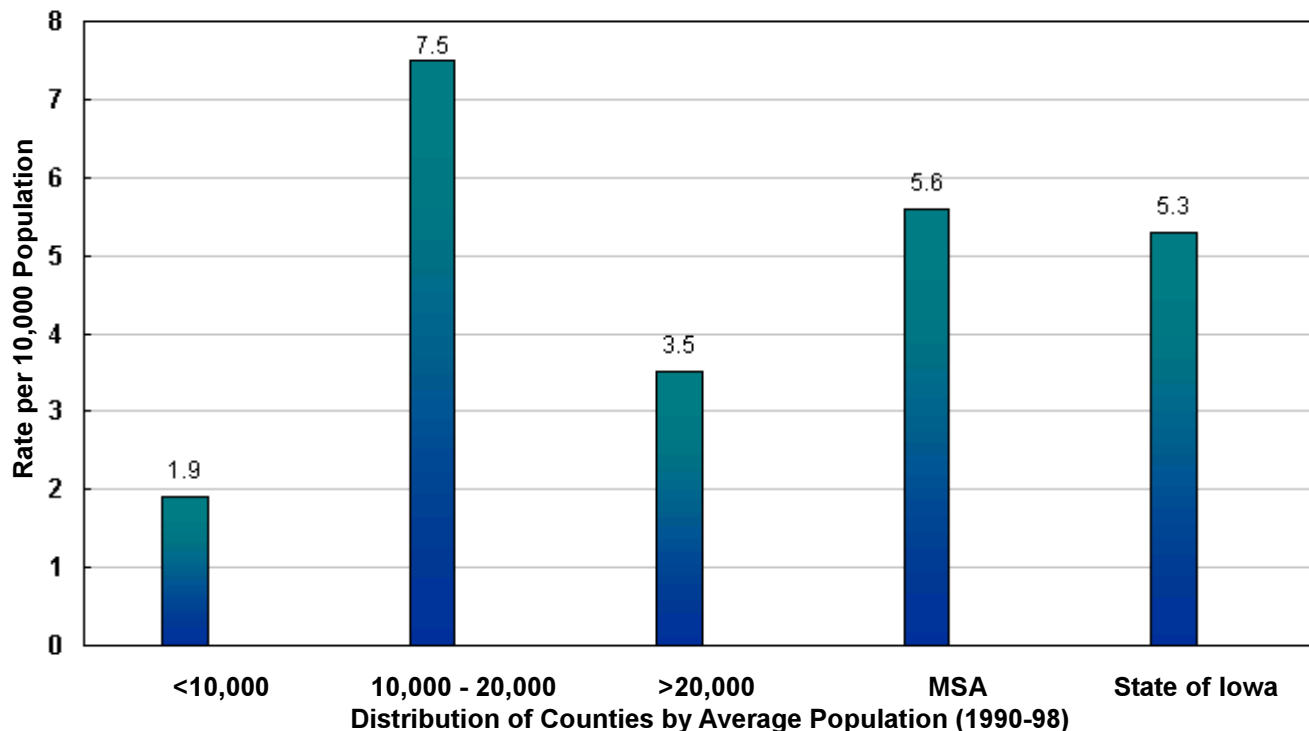
Source: Iowa Department of  
Inspections and Appeals

## Intermediate Care Beds for the Mentally Retarded 2001

### Crude Rates per 10,000 Population



### Crude Rates



## Residential Care Facilities 2001

TOTAL	Number	Crude <sup>1</sup>
State of Iowa	148	0.5

	County			County		
	County	Number	Crude <sup>1</sup>	County	Number	Crude <sup>1</sup>
<b>Counties with Average Population &lt;10,000</b>	Adair	0	*	Lucas	2	2.1
	Adams	1	2.2	Monroe	1	1.2
	Audubon	1	1.5	Osceola	0	*
	Clarke	0	*	Pocahontas	1	1.2
	Davis	2	2.3	Ringgold	0	*
	Decatur	0	*	Taylor	1	1.4
	Fremont	1	1.2	Van Buren	1	1.3
	Howard	1	1.0	Wayne	1	1.5
	Ida	0	*	Worth	0	*
	<b>Group Totals</b>					
Number:	13					
Crude:	0.9					

	County			County		
	County	Number	Crude	County	Number	Crude
<b>Counties with Average Population 10,000 to 20,000</b>	Allamakee	2	1.4	Henry	2	1.0
	Appanoose	1	0.7	Humboldt	0	*
	Buena Vista	2	1.0	Iowa	2	1.3
	Butler	3	2.0	Jefferson	1	0.6
	Calhoun	0	*	Jones	2	1.0
	Cass	2	1.4	Keokuk	1	0.9
	Cedar	2	1.1	Kossuth	1	0.6
	Cherokee	1	0.8	Louisa	1	0.8
	Chickasaw	0	*	Lyon	0	*
	Clay	1	0.6	Madison	2	1.4
	Clayton	1	0.5	Mills	1	0.7
	Crawford	1	0.6	Mitchell	2	1.8
	Delaware	1	0.5	Monona	0	*
	Dickinson	1	0.6	Montgomery	0	*
	Emmet	1	0.9	O'Brien	3	2.0
	Floyd	2	1.2	Page	2	1.2
	Franklin	1	0.9	Palo Alto	1	1.0
	Greene	1	1.0	Poweshiek	2	1.1
	Grundy	1	0.8	Sac	1	0.9
	Guthrie	1	0.9	Shelby	3	2.3
Hamilton	0	*	Tama	1	0.6	
Hancock	1	0.8	Union	2	1.6	
Hardin	1	0.5	Winnebago	0	*	
Harrison	0	*	Wright	1	0.7	
<b>Group Totals</b>						
Number:	58					
Crude:	0.8					

	County			County		
	County	Number	Crude	County	Number	Crude
<b>Counties with Average Population &gt;20,000</b>	Benton	2	0.8	Mahaska	3	1.3
	Boone	2	0.8	Marion	5	1.6
	Bremer	0	*	Marshall	1	0.3
	Buchanan	0	*	Muscatine	2	0.5
	Carroll	1	0.5	Plymouth	2	0.8
	Cerro Gordo	0	*	Sioux	1	0.3
	Clinton	1	0.2	Story	4	0.5
	Des Moines	2	0.5	Wapello	2	0.6
	Fayette	1	0.5	Washington	4	1.9
	Jackson	2	1.0	Webster	1	0.2
	Jasper	1	0.3	Winneshek	2	0.9
	Lee	1	0.3			
	<b>Group Totals</b>					
Number:	40					
Crude:	0.5					

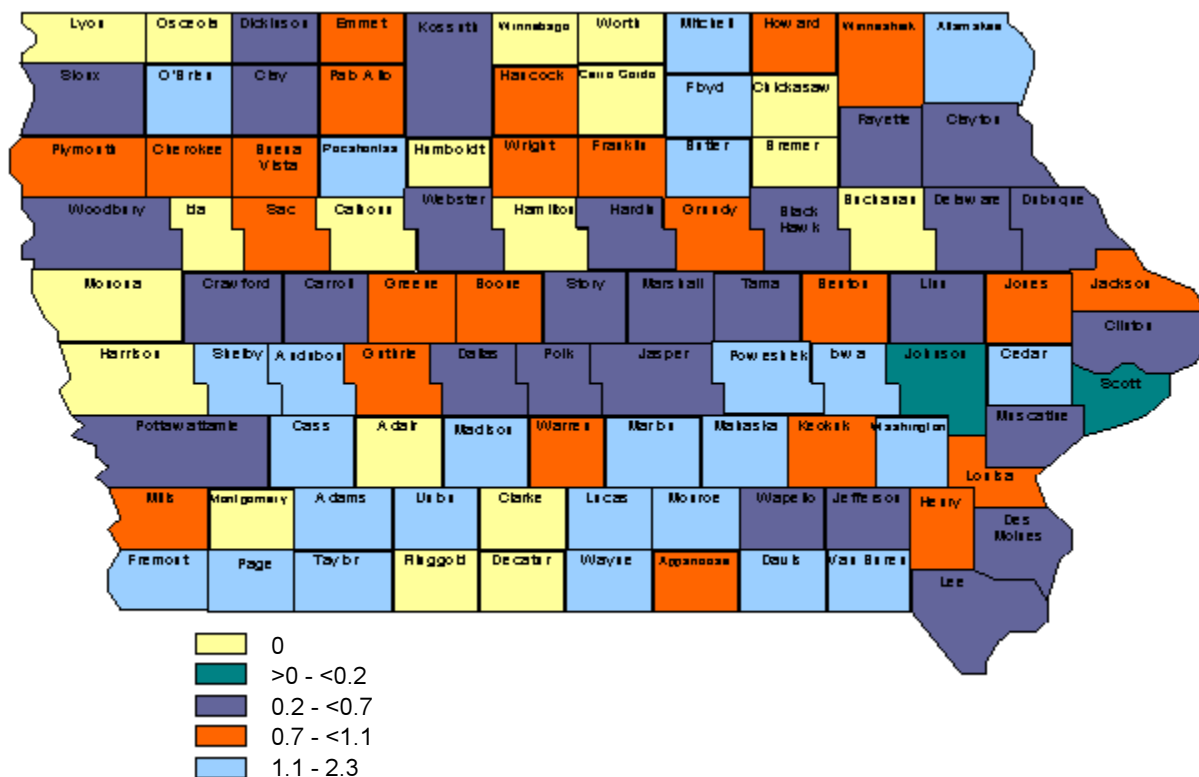
	County			County		
	County	Number	Crude	County	Number	Crude
<b>MSA Counties</b>	Black Hawk	3	0.2	Polk	11	0.3
	Dallas	2	0.5	Pottawattamie	2	0.2
	Dubuque	3	0.3	Scott	2	0.1
	Johnson	1	0.1	Warren	3	0.7
	Linn	7	0.4	Woodbury	3	0.3
<b>Group Totals</b>						
Number:	37					
Crude:	0.3					

<sup>1</sup>Rates per 10,000 population  
\*Crude rate less than 0.05

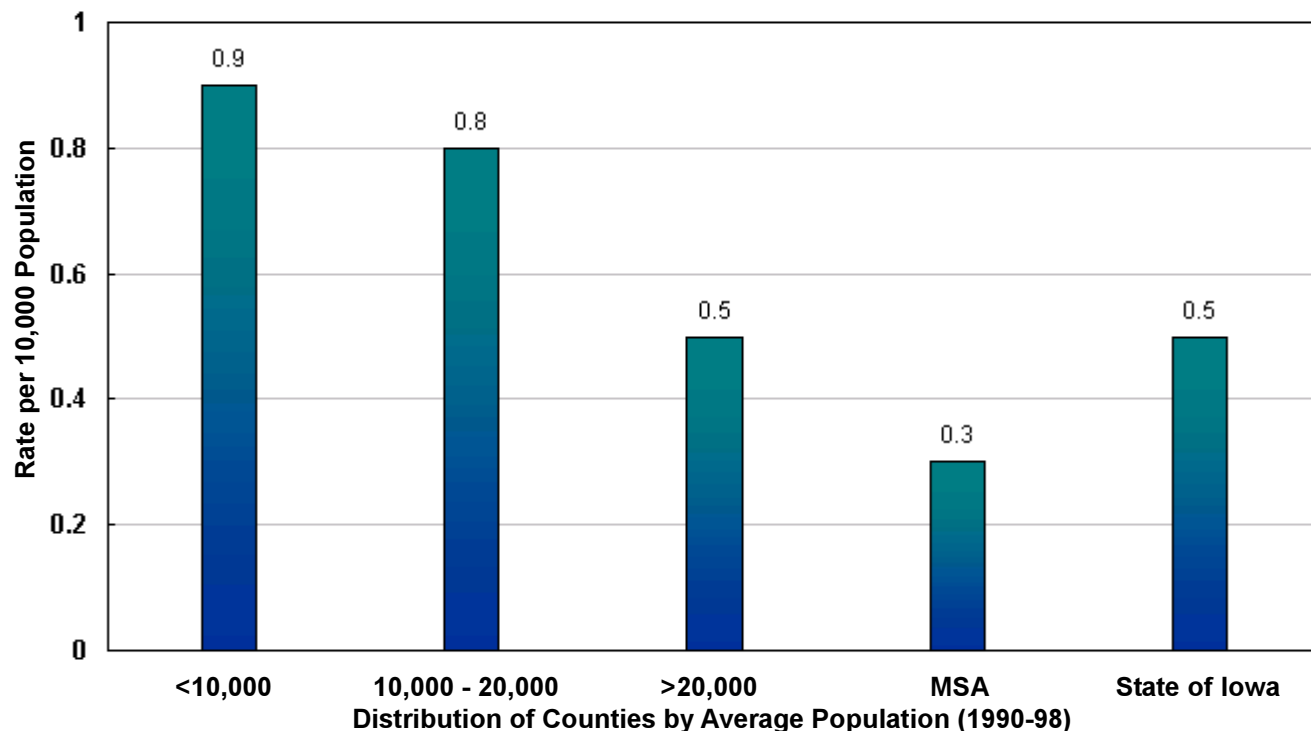
Source: Iowa Department of Inspections and Appeals

## Residential Care Facilities 2001

### Crude Rates per 10,000 Population



### Crude Rates



## Beds in Residential Care Facilities 2001

TOTAL	Number	Crude <sup>1</sup>
State of Iowa	5,535	18.9

	County			County		
	County	Number	Crude <sup>1</sup>	County	Number	Crude <sup>1</sup>
<b>Counties with Average Population &lt;10,000</b>	Adair	0	*	Lucas	42	44.6
	Adams	51	113.8	Monroe	9	11.2
	Audubon	58	84.9	Osceola	0	*
	Clarke	0	*	Pocahontas	9	10.4
	Davis	21	24.6	Ringgold	0	*
	Decatur	0	*	Taylor	62	89.1
	Fremont	15	18.7	Van Buren	48	61.5
	Howard	49	49.3	Wayne	15	22.3
	Ida	0	*	Worth	0	*
	<b>Group Totals</b>					
Number:	379					
Crude:	27.1					

	County			County		
	County	Number	Crude	County	Number	Crude
<b>Counties with Average Population 10,000 to 20,000</b>	Allamakee	86	58.6	Henry	35	17.2
	Appanoose	10	7.3	Humboldt	0	*
	Buena Vista	112	54.9	Iowa	65	41.5
	Butler	33	21.6	Jefferson	51	31.5
	Calhoun	0	*	Jones	99	49.0
	Cass	58	39.5	Keokuk	1	0.9
	Cedar	35	19.2	Kossuth	46	26.8
	Cherokee	20	15.3	Louisa	39	32.0
	Chickasaw	0	*	Lyon	0	*
	Clay	15	8.6	Madison	70	49.9
	Clayton	52	27.8	Mills	25	17.2
	Crawford	25	14.8	Mitchell	34	31.3
	Delaware	60	32.6	Monona	0	*
	Dickinson	38	23.1	Montgomery	0	*
	Emmet	2	1.8	O'Brien	72	47.7
	Floyd	97	57.4	Page	71	41.8
	Franklin	4	3.7	Palo Alto	33	32.5
	Greene	40	38.6	Poweshiek	84	44.6
	Grundy	8	6.5	Sac	18	15.6
	Guthrie	41	36.1	Shelby	150	113.9
Hamilton	0	*	Tama	40	22.1	
Hancock	51	42.1	Union	32	26.0	
Hardin	40	21.3	Winnebago	0	*	
Harrison	0	*	Wright	50	34.9	
<b>Group Totals</b>						
Number:	1,842					
Crude:	26.4					

	County			County		
	County	Number	Crude	County	Number	Crude
<b>Counties with Average Population &gt;20,000</b>	Benton	80	31.6	Mahaska	116	51.9
	Boone	145	55.3	Marion	203	63.3
	Bremer	0	*	Marshall	113	28.7
	Buchanan	0	*	Muscatine	83	19.9
	Carroll	47	21.9	Plymouth	102	41.0
	Cerro Gordo	0	*	Sioux	15	4.7
	Clinton	58	11.6	Story	42	5.3
	Des Moines	80	18.9	Wapello	37	10.3
	Fayette	90	40.9	Washington	96	46.4
	Jackson	55	27.1	Webster	18	4.5
	Jasper	20	5.4	Winneshek	53	24.9
	Lee	74	19.4			

	County			County		
	County	Number	Crude	County	Number	Crude
<b>MSA Counties</b>	Black Hawk	65	5.1	Polk	356	9.5
	Dallas	124	30.4	Pottawattamie	79	9.0
	Dubuque	170	19.1	Scott	164	10.3
	Johnson	114	10.3	Warren	62	15.2
	Linn	486	25.4	Woodbury	167	16.1
<b>Group Totals</b>						
Number:	1,787					
Crude:	13.5					

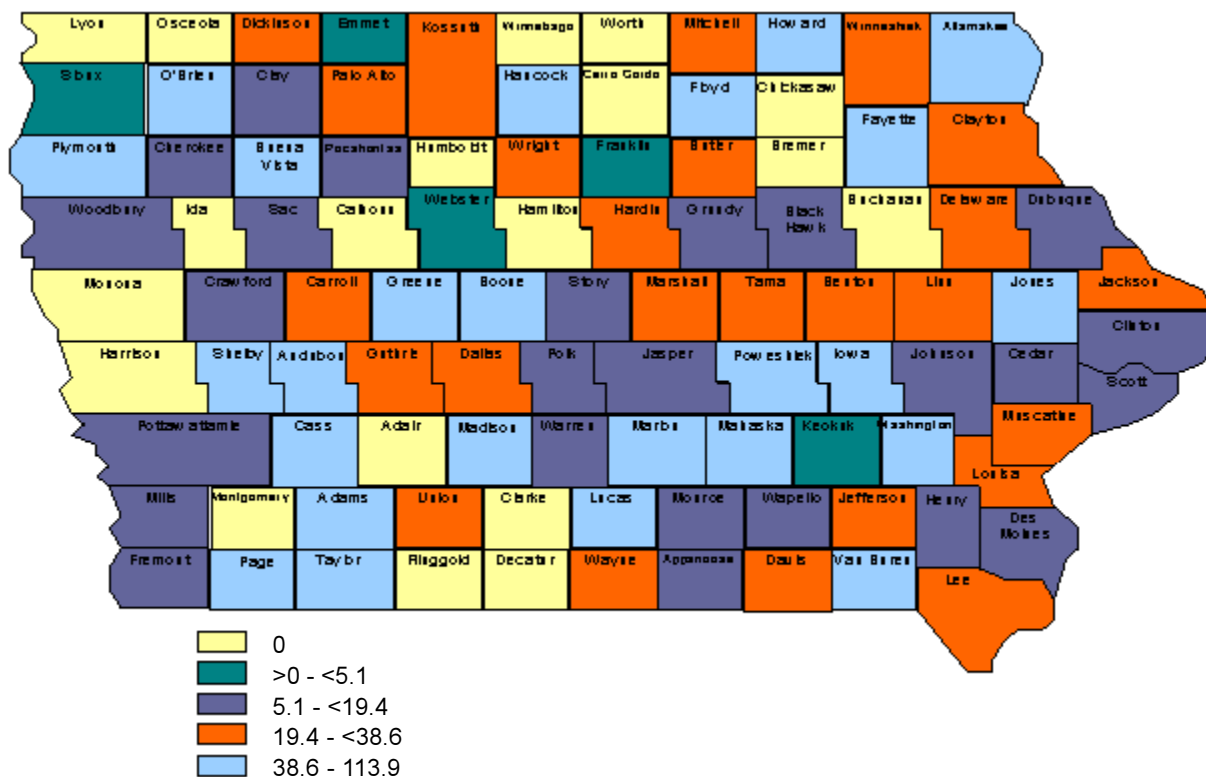
<sup>1</sup>Rates per 10,000 population

\*Crude rate less than 0.05

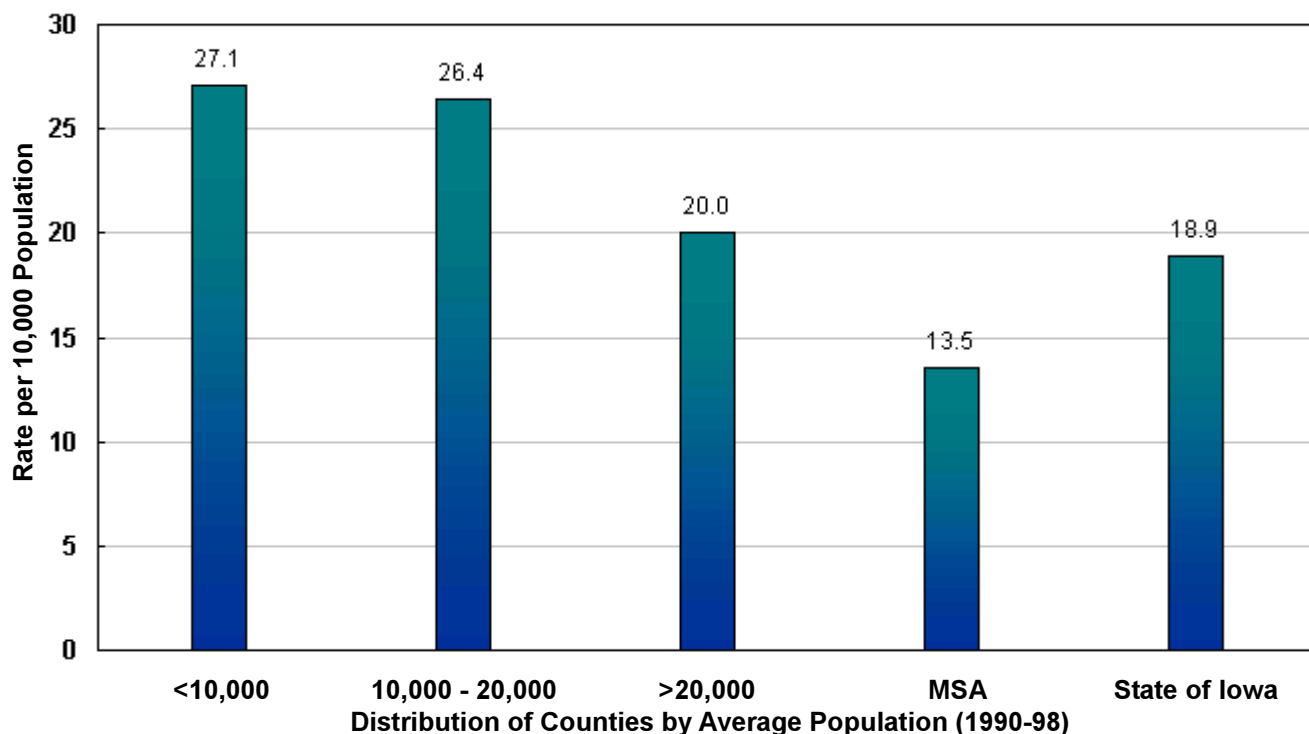
Source: Iowa Department of Inspections and Appeals

## Beds in Residential Care Facilities 2001

### Crude Rates per 10,000 Population



### Crude Rates



## Residential Care Facilities for Persons with Mental Illness - 2001

TOTAL	Number	Crude <sup>1</sup>
State of Iowa	15	0.1

	County	Number	Crude <sup>1</sup>	County	Number	Crude <sup>1</sup>
<b>Counties with Average Population &lt;10,000</b>	Adair	0	*	Lucas	0	*
	Adams	0	*	Monroe	0	*
	Audubon	0	*	Osceola	0	*
	Clarke	0	*	Pocahontas	0	*
	Davis	0	*	Ringgold	0	*
	Decatur	0	*	Taylor	0	*
	Fremont	0	*	Van Buren	0	*
	Howard	0	*	Wayne	0	*
	Ida	0	*	Worth	0	*
	<b>Group Totals</b>					
Number:	0					
Crude:	*					

	County	Number	Crude	County	Number	Crude
<b>Counties with Average Population 10,000 to 20,000</b>	Allamakee	0	*	Henry	0	*
	Appanoose	0	*	Humboldt	0	*
	Buena Vista	1	0.5	Iowa	0	*
	Butler	0	*	Jefferson	0	*
	Calhoun	0	*	Jones	0	*
	Cass	1	0.7	Keokuk	0	*
	Cedar	0	*	Kossuth	0	*
	Cherokee	1	0.8	Louisa	0	*
	Chickasaw	0	*	Lyon	0	*
	Clay	0	*	Madison	0	*
	Clayton	0	*	Mills	0	*
	Crawford	0	*	Mitchell	0	*
	Delaware	0	*	Monona	0	*
	Dickinson	0	*	Montgomery	0	*
	Emmet	0	*	O'Brien	0	*
	Floyd	0	*	Page	0	*
	Franklin	0	*	Palo Alto	0	*
	Greene	0	*	Poweshiek	0	*
	Grundy	0	*	Sac	0	*
	Guthrie	0	*	Shelby	0	*
Hamilton	0	*	Tama	0	*	
Hancock	0	*	Union	0	*	
Hardin	0	*	Winnebago	0	*	
Harrison	0	*	Wright	0	*	
<b>Group Totals</b>						
Number:	3					
Crude:	*					

	County	Number	Crude	County	Number	Crude
<b>Counties with Average Population &gt;20,000</b>	Benton	0	*	Mahaska	0	*
	Boone	0	*	Marion	0	*
	Bremer	0	*	Marshall	1	0.3
	Buchanan	0	*	Muscatine	0	*
	Carroll	0	*	Plymouth	0	*
	Cerro Gordo	1	0.2	Sioux	0	*
	Clinton	1	0.2	Story	1	0.1
	Des Moines	0	*	Wapello	1	0.3
	Fayette	0	*	Washington	0	*
	Jackson	0	*	Webster	1	0.2
	Jasper	0	*	Winneshek	0	*
	Lee	1	0.3			
	<b>Group Totals</b>					
Number:	7					
Crude:	0.1					

	County	Number	Crude	County	Number	Crude
<b>MSA Counties</b>	Black Hawk	0	*	Polk	2	0.1
	Dallas	0	*	Pottawattamie	0	*
	Dubuque	1	0.1	Scott	1	0.1
	Johnson	0	*	Warren	0	*
	Linn	1	0.1	Woodbury	0	*
<b>Group Totals</b>						
Number:	5					
Crude:	*					

<sup>1</sup>Rates per 10,000 population  
\*Crude rate less than 0.05

Source: Iowa Department of Inspections and Appeals



## Beds in Residential Care Facilities for Persons with Mental Illness - 2001

TOTAL	Number	Crude <sup>1</sup>
State of Iowa	374	1.3

	County	Number	Crude <sup>1</sup>	County	Number	Crude <sup>1</sup>
<b>Counties with Average Population &lt;10,000</b>	Adair	0	*	Lucas	0	*
	Adams	0	*	Monroe	0	*
	Audubon	0	*	Osceola	0	*
	Clarke	0	*	Pocahontas	0	*
	Davis	0	*	Ringgold	0	*
	Decatur	0	*	Taylor	0	*
	Fremont	0	*	Van Buren	0	*
	Howard	0	*	Wayne	0	*
	Ida	0	*	Worth	0	*
	<b>Group Totals</b>					
Number:	0					
Crude:	*					

	County	Number	Crude	County	Number	Crude
<b>Counties with Average Population 10,000 to 20,000</b>	Allamakee	0	*	Henry	0	*
	Appanoose	0	*	Humboldt	0	*
	Buena Vista	10	4.9	Iowa	0	*
	Butler	0	*	Jefferson	0	*
	Calhoun	0	*	Jones	0	*
	Cass	15	10.2	Keokuk	0	*
	Cedar	0	*	Kossuth	0	*
	Cherokee	15	11.5	Louisa	0	*
	Chickasaw	0	*	Lyon	0	*
	Clay	0	*	Madison	0	*
	Clayton	0	*	Mills	0	*
	Crawford	0	*	Mitchell	0	*
	Delaware	0	*	Monona	0	*
	Dickinson	0	*	Montgomery	0	*
	Emmet	0	*	O'Brien	0	*
	Floyd	0	*	Page	0	*
	Franklin	0	*	Palo Alto	0	*
	Greene	0	*	Poweshiek	0	*
	Grundy	0	*	Sac	0	*
	Guthrie	0	*	Shelby	0	*
Hamilton	0	*	Tama	0	*	
Hancock	0	*	Union	0	*	
Hardin	0	*	Winnebago	0	*	
Harrison	0	*	Wright	0	*	
<b>Group Totals</b>						
Number:	40					
Crude:	0.6					

	County	Number	Crude	County	Number	Crude
<b>Counties with Average Population &gt;20,000</b>	Benton	0	*	Mahaska	0	*
	Boone	0	*	Marion	0	*
	Bremer	0	*	Marshall	40	10.2
	Buchanan	0	*	Muscatine	0	*
	Carroll	0	*	Plymouth	0	*
	Cerro Gordo	15	3.2	Sioux	0	*
	Clinton	47	9.4	Story	8	1.0
	Des Moines	0	*	Wapello	38	10.5
	Fayette	0	*	Washington	0	*
	Jackson	0	*	Webster	12	3.0
	Jasper	0	*	Winneshek	0	*
	Lee	23	6.0			

	County	Number	Crude	County	Number	Crude
<b>MSA Counties</b>	Black Hawk	0	*	Polk	18	0.5
	Dallas	0	*	Pottawattamie	0	*
	Dubuque	9	1.0	Scott	60	3.8
	Johnson	0	*	Warren	0	*
	Linn	64	3.3	Woodbury	0	*
	<b>Group Totals</b>					
Number:	151					
Crude:	1.1					

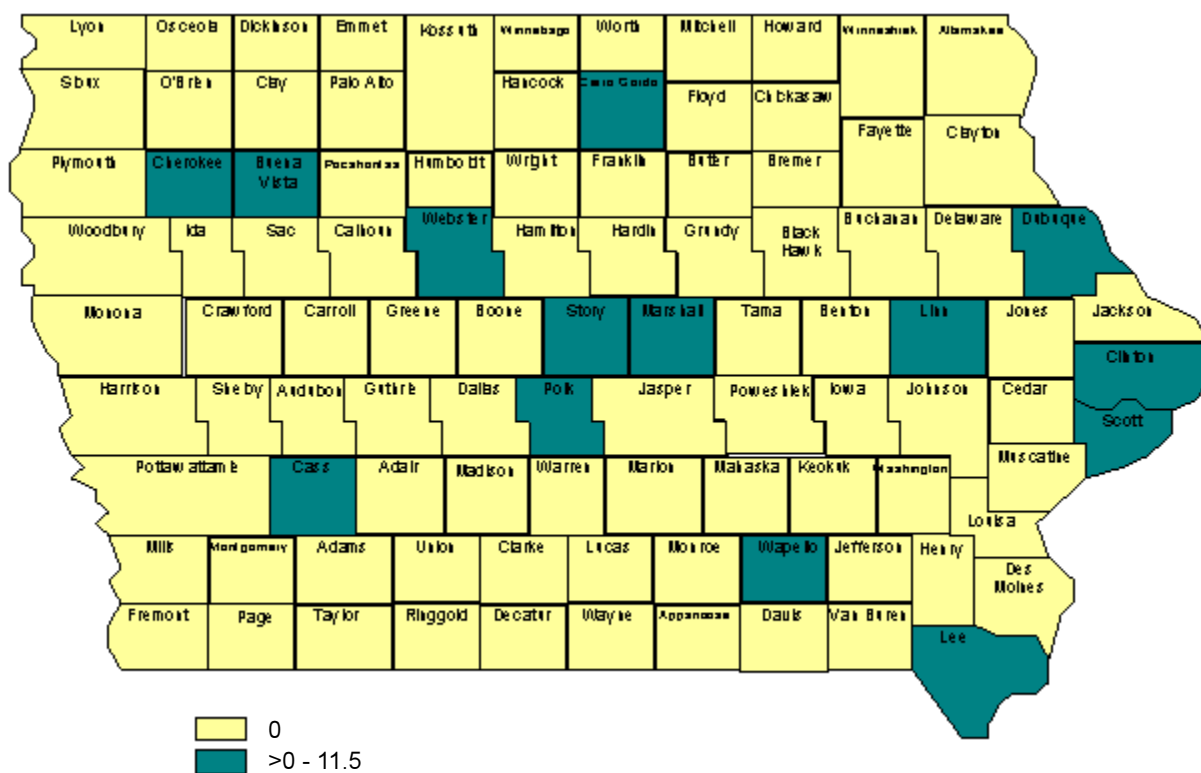
<sup>1</sup>Rates per 10,000 population

\*Crude rate less than 0.05

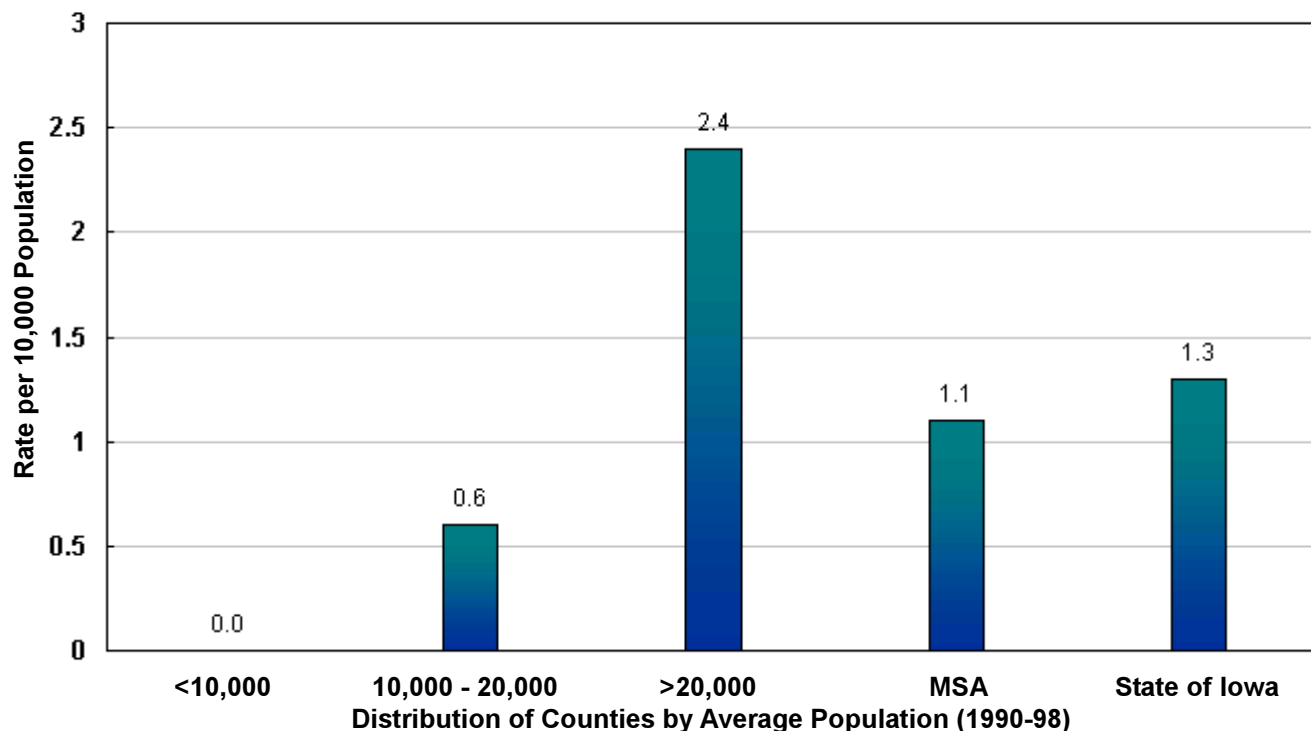
Source: Iowa Department of Inspections and Appeals

# Beds in Residential Care Facilities for Persons with Mental Illness 2001

## Crude Rates per 10,000 Population



## Crude Rates



## Residential Care Facilities for the Mentally Retarded - 2001

TOTAL	Number	Crude <sup>1</sup>
State of Iowa	85	0.3

	County	Number	Crude <sup>1</sup>	County	Number	Crude <sup>1</sup>
<b>Counties with Average Population &lt;10,000</b>	Adair	0	*	Lucas	1	1.1
	Adams	0	*	Monroe	1	1.2
	Audubon	0	*	Osceola	0	*
	Clarke	0	*	Pocahontas	0	*
	Davis	0	*	Ringgold	1	1.8
	Decatur	0	*	Taylor	0	*
	Fremont	0	*	Van Buren	0	*
	Howard	1	1.0	Wayne	0	*
	Ida	0	*	Worth	0	*
	<u>Group Totals</u>					
Number:	4					
Crude:	0.3					

	County	Number	Crude	County	Number	Crude
<b>Counties with Average Population 10,000 to 20,000</b>	Allamakee	1	0.7	Henry	0	*
	Appanoose	2	1.5	Humboldt	1	1.0
	Buena Vista	0	*	Iowa	0	*
	Butler	0	*	Jefferson	0	*
	Calhoun	0	*	Jones	0	*
	Cass	2	1.4	Keokuk	0	*
	Cedar	0	*	Kossuth	1	0.6
	Cherokee	0	*	Louisa	0	*
	Chickasaw	2	1.5	Lyon	0	*
	Clay	1	0.6	Madison	0	*
	Clayton	1	0.5	Mills	1	0.7
	Crawford	2	1.2	Mitchell	1	0.9
	Delaware	0	*	Monona	0	*
	Dickinson	0	*	Montgomery	1	0.8
	Emmet	0	*	O'Brien	1	0.7
	Floyd	1	0.6	Page	1	0.6
	Franklin	1	0.9	Palo Alto	3	3.0
	Greene	1	1.0	Poweshiek	0	*
	Grundy	0	*	Sac	0	*
	Guthrie	0	*	Shelby	1	0.8
Hamilton	0	*	Tama	0	*	
Hancock	0	*	Union	1	0.8	
Hardin	0	*	Winnebago	0	*	
Harrison	0	*	Wright	1	0.7	
<u>Group Totals</u>						
Number:	27					
Crude:	0.4					

	County	Number	Crude	County	Number	Crude
<b>Counties with Average Population &gt;20,000</b>	Benton	0	*	Mahaska	0	*
	Boone	0	*	Marion	1	0.3
	Bremer	0	*	Marshall	0	*
	Buchanan	0	*	Muscatine	0	*
	Carroll	1	0.5	Plymouth	2	0.8
	Cerro Gordo	3	0.6	Sioux	3	0.9
	Clinton	2	0.4	Story	0	*
	Des Moines	3	0.7	Wapello	2	0.6
	Fayette	1	0.5	Washington	0	*
	Jackson	0	*	Webster	0	*
	Jasper	0	*	Winneshek	1	0.5
	Lee	2	0.5			
	<u>Group Totals</u>					
Number:	21					
Crude:	0.3					

	County	Number	Crude	County	Number	Crude
<b>MSA Counties</b>	Black Hawk	10	0.8	Polk	3	0.1
	Dallas	0	*	Pottawattamie	7	0.8
	Dubuque	3	0.3	Scott	3	0.2
	Johnson	3	0.3	Warren	0	*
	Linn	0	*	Woodbury	4	0.4
	<u>Group Totals</u>					
Number:	33					
Crude:	0.2					

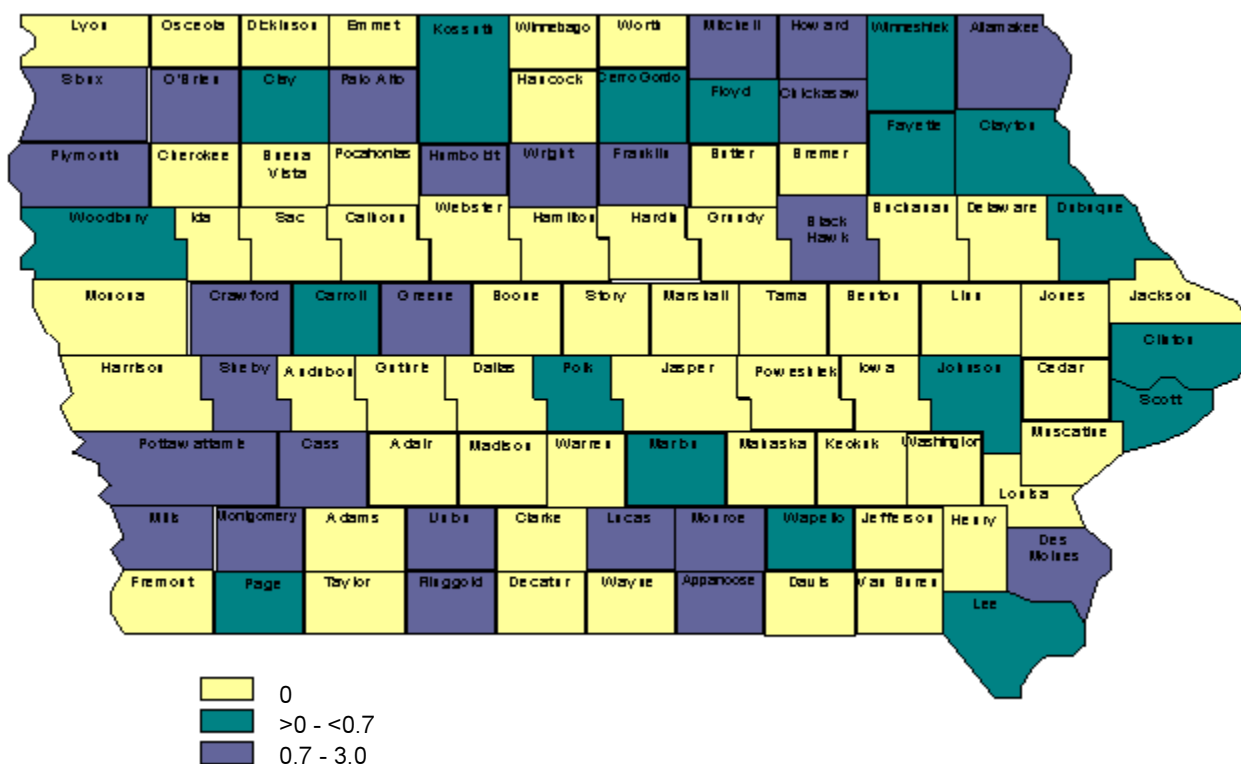
<sup>1</sup>Rates per 10,000 population

\*Crude rate less than 0.05

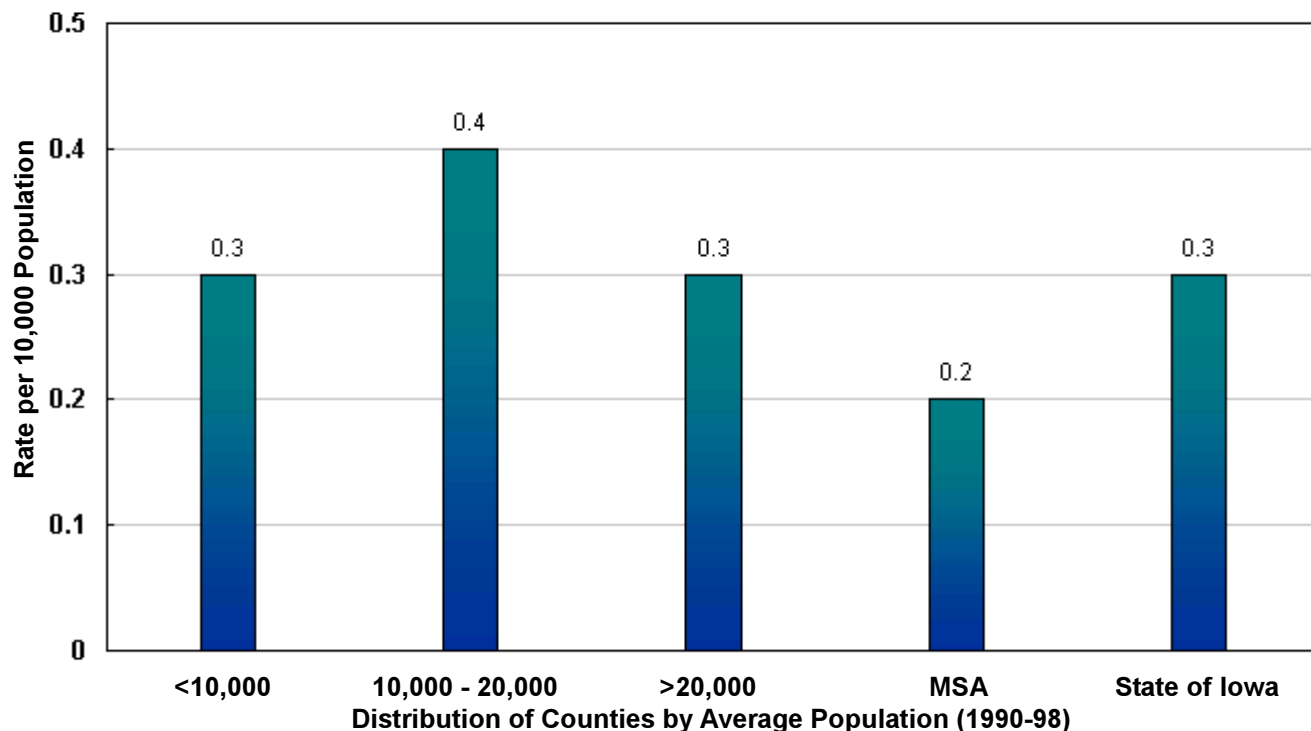
Source: Iowa Department of Inspections and Appeals

## Residential Care Facilities for the Mentally Retarded 2001

### Crude Rates per 10,000 Population



### Crude Rates



## Beds in Residential Care Facilities for the Mentally Retarded - 2001

TOTAL	Number	Crude <sup>1</sup>
State of Iowa	1,144	3.9

	County	Number	Crude <sup>1</sup>	County	Number	Crude <sup>1</sup>
<b>Counties with Average Population &lt;10,000</b>	Adair	0	*	Lucas	8	8.5
	Adams	0	*	Monroe	9	11.2
	Audubon	0	*	Osceola	0	*
	Clarke	0	*	Pocahontas	0	*
	Davis	0	*	Ringgold	8	14.6
	Decatur	0	*	Taylor	0	*
	Fremont	0	*	Van Buren	0	*
	Howard	12	12.1	Wayne	0	*
	Ida	0	*	Worth	0	*
	<b>Group Totals</b>					
Number:	37					
Crude:	2.6					

	County	Number	Crude	County	Number	Crude
<b>Counties with Average Population 10,000 to 20,000</b>	Allamakee	7	4.8	Henry	0	*
	Appanoose	18	13.1	Humboldt	15	14.4
	Buena Vista	0	*	Iowa	0	*
	Butler	0	*	Jefferson	0	*
	Calhoun	0	*	Jones	0	*
	Cass	27	18.4	Keokuk	0	*
	Cedar	0	*	Kossuth	34	19.8
	Cherokee	0	*	Louisa	0	*
	Chickasaw	47	35.9	Lyon	0	*
	Clay	9	5.2	Madison	0	*
	Clayton	10	5.4	Mills	10	6.9
	Crawford	28	16.5	Mitchell	15	13.8
	Delaware	0	*	Monona	0	*
	Dickinson	0	*	Montgomery	10	8.5
	Emmet	0	*	O'Brien	50	33.1
	Floyd	12	7.1	Page	10	5.9
	Franklin	12	11.2	Palo Alto	25	24.6
	Greene	10	9.6	Poweshiek	0	*
	Grundy	0	*	Sac	0	*
	Guthrie	0	*	Shelby	9	6.8
Hamilton	0	*	Tama	0	*	
Hancock	0	*	Union	8	6.5	
Hardin	0	*	Winnebago	0	*	
Harrison	0	*	Wright	12	8.4	

	County	Number	Crude	County	Number	Crude
<b>Counties with Average Population &gt;20,000</b>	Benton	0	*	Mahaska	0	*
	Boone	0	*	Marion	5	1.6
	Bremer	0	*	Marshall	0	*
	Buchanan	0	*	Muscatine	0	*
	Carroll	36	16.8	Plymouth	16	6.4
	Cerro Gordo	158	34.0	Sioux	39	12.3
	Clinton	11	2.2	Story	0	*
	Des Moines	36	8.5	Wapello	30	8.3
	Fayette	8	3.6	Washington	0	*
	Jackson	0	*	Webster	0	*
	Jasper	0	*	Winneshek	9	4.2
	Lee	31	8.1			

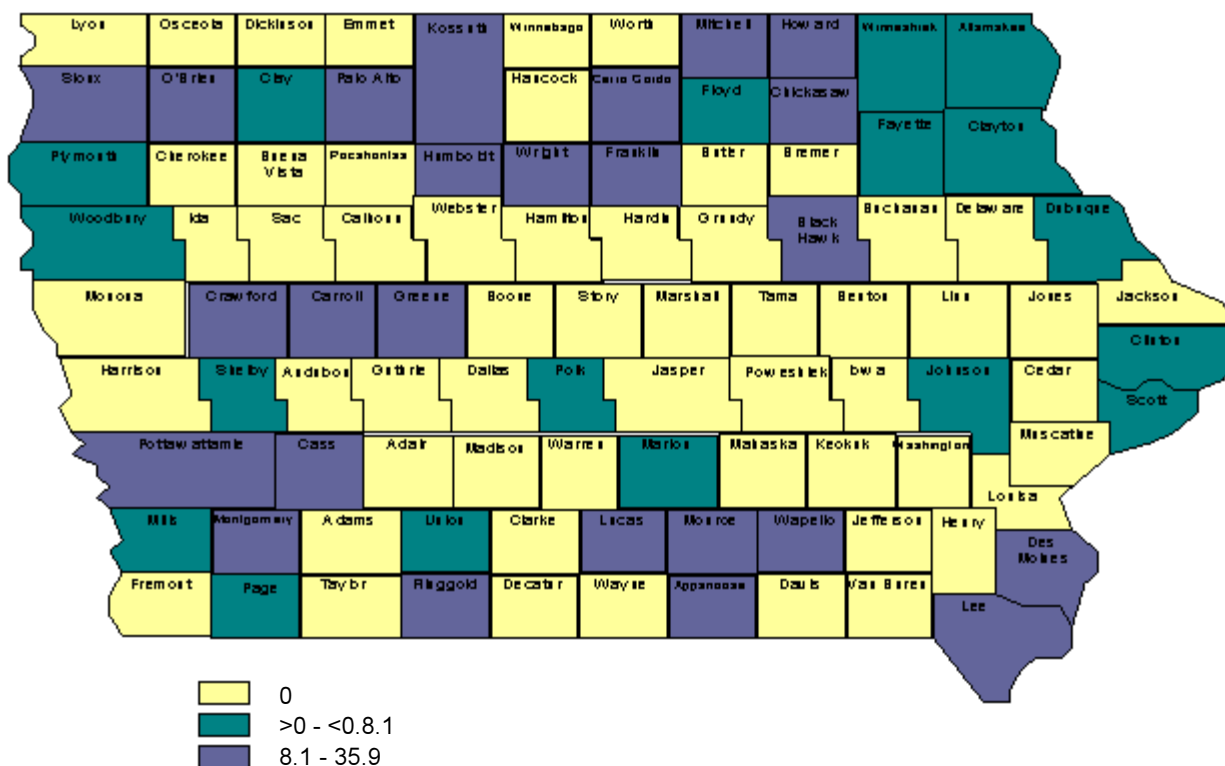
	County	Number	Crude	County	Number	Crude
<b>MSA Counties</b>	Black Hawk	115	9.0	Polk	41	1.1
	Dallas	0	*	Pottawattamie	91	10.4
	Dubuque	23	2.6	Scott	24	1.5
	Johnson	18	1.6	Warren	0	*
	Linn	0	*	Woodbury	38	3.7
	<b>Group Totals</b>					
Number:	350					
Crude:	2.6					

<sup>1</sup>Rates per 10,000 population  
\*Crude rate less than 0.05

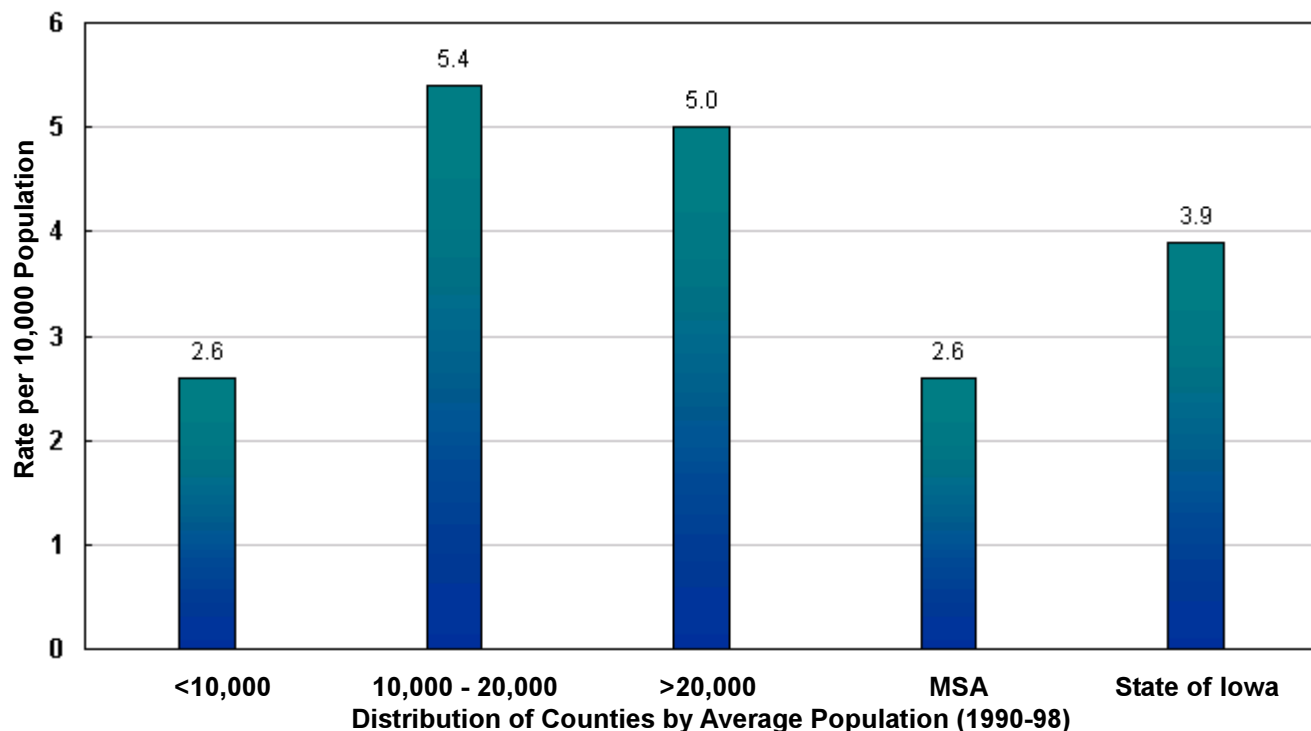
Source: Iowa Department of  
Inspections and Appeals

## Beds in Residential Care Facilities for the Mentally Retarded 2001

### Crude Rates per 10,000 Population



### Crude Rates



### 3-5 Bed Units for the Mentally Retarded 2001

TOTAL	Number	Crude <sup>1</sup>
State of Iowa	38	0.1

	County	Number	Crude <sup>1</sup>	County	Number	Crude <sup>1</sup>
<b>Counties with Average Population &lt;10,000</b>	Adair	0	*	Lucas	0	*
	Adams	0	*	Monroe	0	*
	Audubon	0	*	Osceola	0	*
	Clarke	0	*	Pocahontas	0	*
	Davis	0	*	Ringgold	0	*
	Decatur	0	*	Taylor	0	*
	Fremont	0	*	Van Buren	0	*
	Howard	1	1.0	Wayne	1	1.5
	Ida	0	*	Worth	0	*
	<b>Group Totals</b>					
Number:	2					
Crude:	0.1					

	County	Number	Crude	County	Number	Crude
<b>Counties with Average Population 10,000 to 20,000</b>	Allamakee	1	0.7	Henry	0	*
	Appanoose	0	*	Humboldt	1	1.0
	Buena Vista	0	*	Iowa	0	*
	Butler	0	*	Jefferson	0	*
	Calhoun	0	*	Jones	0	*
	Cass	0	*	Keokuk	0	*
	Cedar	0	*	Kossuth	0	*
	Cherokee	0	*	Louisa	0	*
	Chickasaw	0	*	Lyon	0	*
	Clay	0	*	Madison	0	*
	Clayton	0	*	Mills	0	*
	Crawford	0	*	Mitchell	0	*
	Delaware	0	*	Monona	0	*
	Dickinson	0	*	Montgomery	0	*
	Emmet	0	*	O'Brien	0	*
	Floyd	0	*	Page	0	*
	Franklin	0	*	Palo Alto	0	*
	Greene	0	*	Poweshiek	0	*
	Grundy	0	*	Sac	0	*
	Guthrie	0	*	Shelby	0	*
Hamilton	0	*	Tama	0	*	
Hancock	0	*	Union	0	*	
Hardin	0	*	Winnebago	0	*	
Harrison	0	*	Wright	0	*	
<b>Group Totals</b>						
Number:	2					
Crude:	*					

	County	Number	Crude	County	Number	Crude
<b>Counties with Average Population &gt;20,000</b>	Benton	0	*	Mahaska	0	*
	Boone	0	*	Marion	0	*
	Bremer	0	*	Marshall	0	*
	Buchanan	0	*	Muscatine	0	*
	Carroll	1	0.5	Plymouth	0	*
	Cerro Gordo	0	*	Sioux	0	*
	Clinton	2	0.4	Story	0	*
	Des Moines	0	*	Wapello	1	0.3
	Fayette	1	0.5	Washington	0	*
	Jackson	0	*	Webster	2	0.5
	Jasper	0	*	Winneshek	1	0.5
	Lee	0	*			
	<b>Group Totals</b>					
Number:	8					
Crude:	0.1					

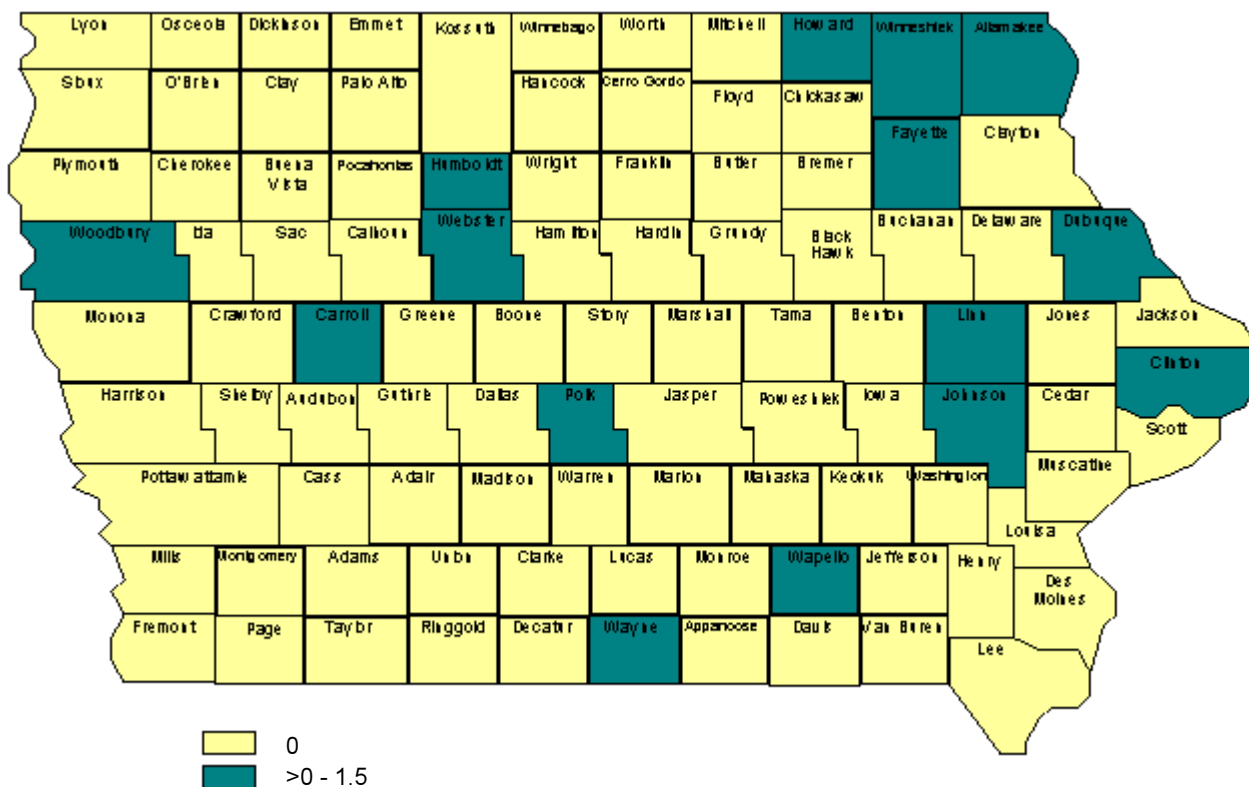
	County	Number	Crude	County	Number	Crude
<b>MSA Counties</b>	Black Hawk	0	*	Polk	5	0.1
	Dallas	0	*	Pottawattamie	0	*
	Dubuque	13	1.5	Scott	0	*
	Johnson	1	0.1	Warren	0	*
	Linn	1	0.1	Woodbury	6	0.6
<b>Group Totals</b>						
Number:	26					
Crude:	0.2					

<sup>1</sup>Rates per 10,000 population  
\*Crude rate less than 0.05

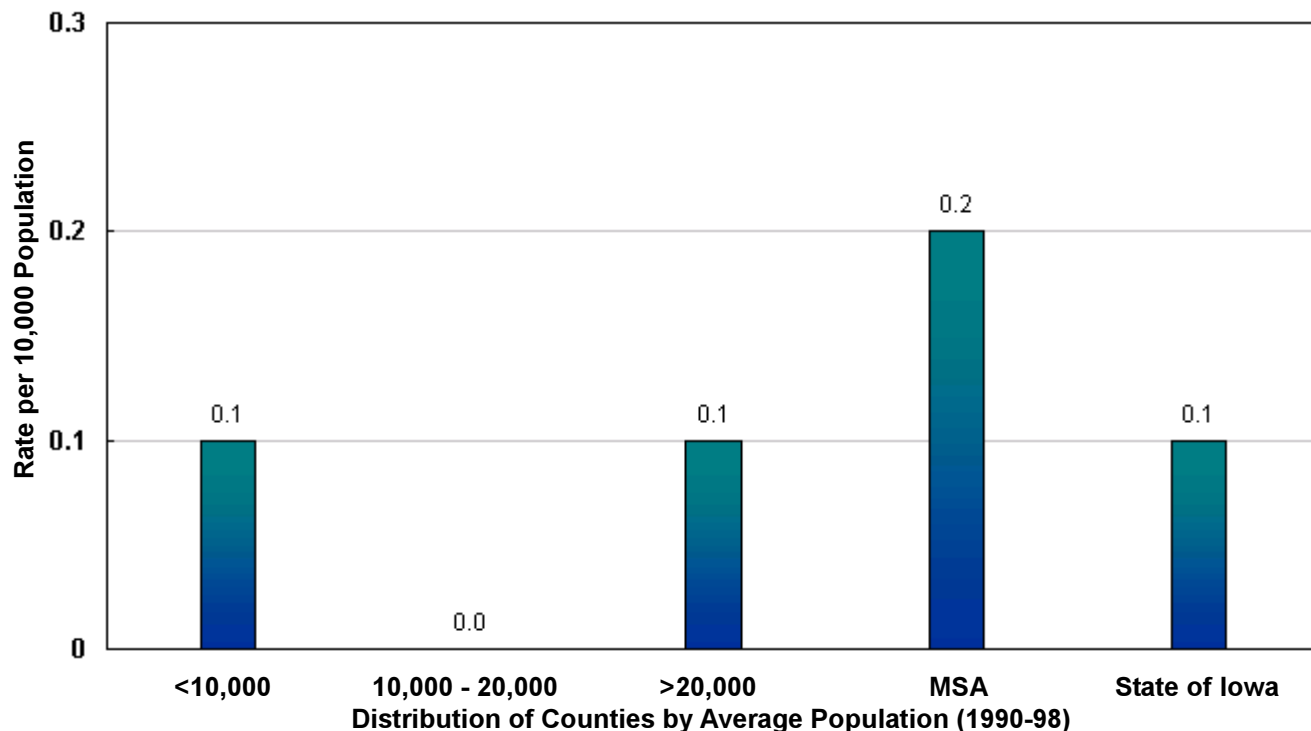
Source: Iowa Department of Inspections and Appeals

### 3-5 Bed Units for the Mentally Retarded 2001

#### Crude Rates per 10,000 Population



#### Crude Rates



## Beds in 3-5 Bed Units for the Mentally Retarded - 2001

TOTAL	Number	Crude <sup>1</sup>
State of Iowa	189	0.6

	County	Number	Crude <sup>1</sup>	County	Number	Crude <sup>1</sup>
<b>Counties with Average Population &lt;10,000</b>	Adair	0	*	Lucas	0	*
	Adams	0	*	Monroe	0	*
	Audubon	0	*	Osceola	0	*
	Clarke	0	*	Pocahontas	0	*
	Davis	0	*	Ringgold	0	*
	Decatur	0	*	Taylor	0	*
	Fremont	0	*	Van Buren	0	*
	Howard	5	5.0	Wayne	5	7.4
	Ida	0	*	Worth	0	*
	<b>Group Totals</b>					
Number:	10					
Crude:	0.7					

	County	Number	Crude	County	Number	Crude
<b>Counties with Average Population 10,000 to 20,000</b>	Allamakee	5	3.4	Henry	0	*
	Appanoose	0	*	Humboldt	5	4.8
	Buena Vista	0	*	Iowa	0	*
	Butler	0	*	Jefferson	0	*
	Calhoun	0	*	Jones	0	*
	Cass	0	*	Keokuk	0	*
	Cedar	0	*	Kossuth	0	*
	Cherokee	0	*	Louisa	0	*
	Chickasaw	0	*	Lyon	0	*
	Clay	0	*	Madison	0	*
	Clayton	0	*	Mills	0	*
	Crawford	0	*	Mitchell	0	*
	Delaware	0	*	Monona	0	*
	Dickinson	0	*	Montgomery	0	*
	Emmet	0	*	O'Brien	0	*
	Floyd	0	*	Page	0	*
	Franklin	0	*	Palo Alto	0	*
	Greene	0	*	Poweshiek	0	*
	Grundy	0	*	Sac	0	*
	Guthrie	0	*	Shelby	0	*
Hamilton	0	*	Tama	0	*	
Hancock	0	*	Union	0	*	
Hardin	0	*	Winnebago	0	*	
Harrison	0	*	Wright	0	*	
<b>Group Totals</b>						
Number:	10					
Crude:	0.1					

	County	Number	Crude	County	Number	Crude
<b>Counties with Average Population &gt;20,000</b>	Benton	0	*	Mahaska	0	*
	Boone	0	*	Marion	0	*
	Bremer	0	*	Marshall	0	*
	Buchanan	0	*	Muscatine	0	*
	Carroll	5	2.3	Plymouth	0	*
	Cerro Gordo	0	*	Sioux	0	*
	Clinton	10	2.0	Story	0	*
	Des Moines	0	*	Wapello	5	1.4
	Fayette	5	2.3	Washington	0	*
	Jackson	0	*	Webster	10	2.5
	Jasper	0	*	Winneshek	5	2.3
	Lee	0	*			
	<b>Group Totals</b>					
Number:	40					
Crude:	0.5					

	County	Number	Crude	County	Number	Crude
<b>MSA Counties</b>	Black Hawk	0	*	Polk	24	0.6
	Dallas	0	*	Pottawattamie	0	*
	Dubuque	65	7.3	Scott	0	*
	Johnson	5	0.5	Warren	0	*
	Linn	5	0.3	Woodbury	30	2.9
<b>Group Totals</b>						
Number:	129					
Crude:	1.0					

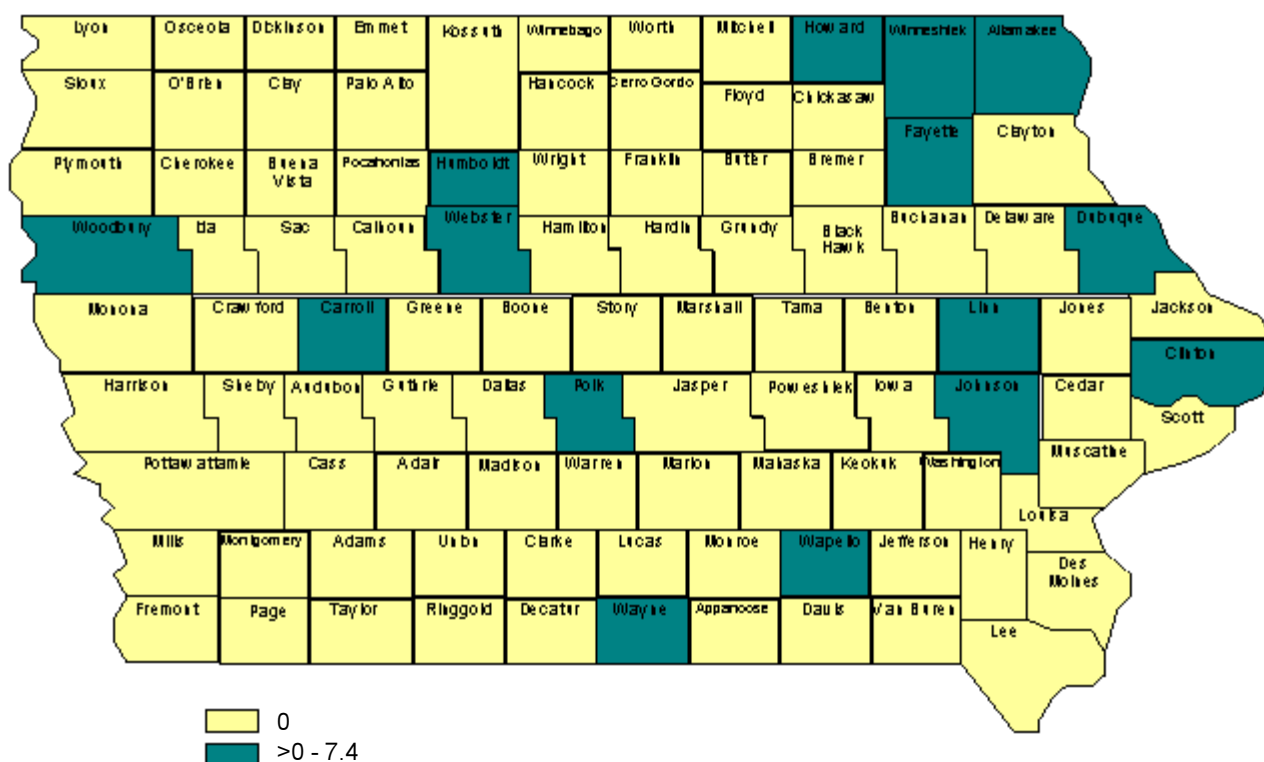
<sup>1</sup>Rates per 10,000 population

\*Crude rate less than 0.05

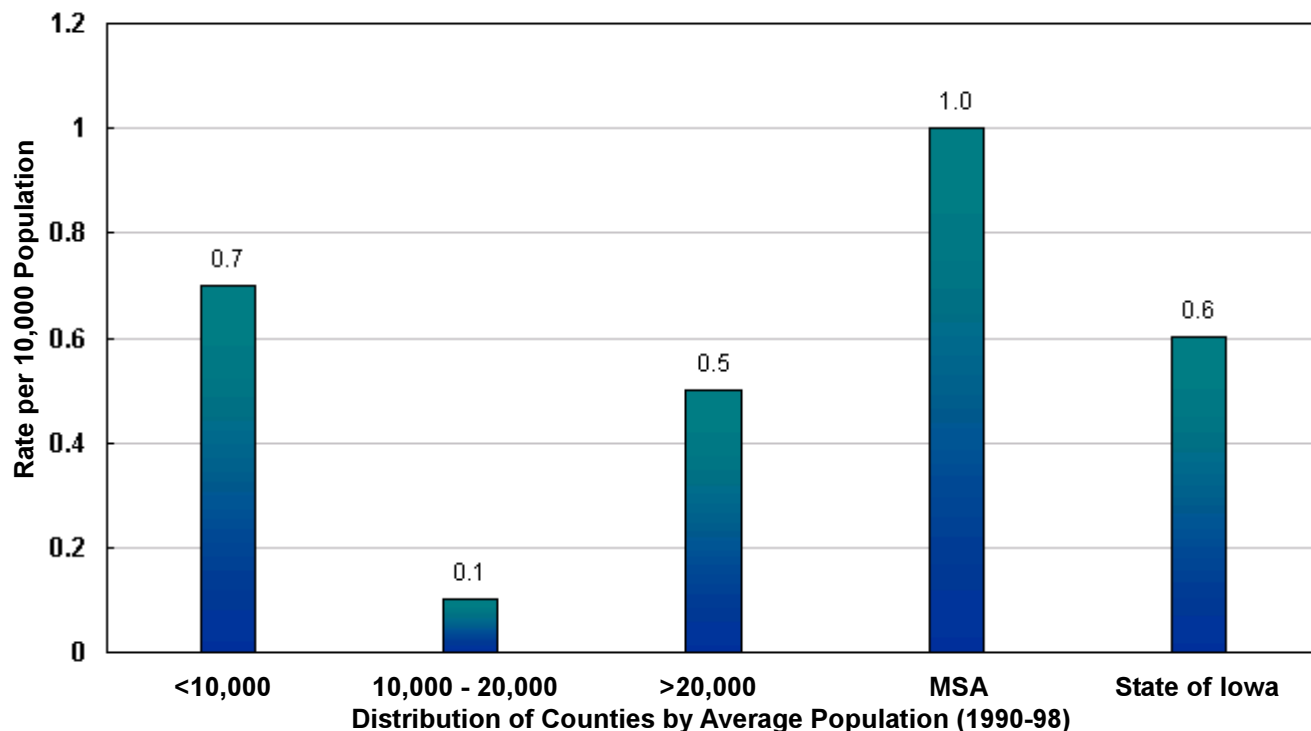
Source: Iowa Department of Inspections and Appeals

## Beds in 3-5 Bed Units for the Mentally Retarded 2001

### Crude Rates per 10,000 Population



### Crude Rates



## Psychiatric Medical Institutions for Children - 2001

TOTAL	Number	Crude <sup>1</sup>
State of Iowa	31	0.1

	County	Number	Crude <sup>1</sup>	County	Number	Crude <sup>1</sup>
<b>Counties with Average Population &lt;10,000</b>	Adair	0	*	Lucas	0	*
	Adams	0	*	Monroe	0	*
	Audubon	0	*	Osceola	0	*
	Clarke	0	*	Pocahontas	0	*
	Davis	0	*	Ringgold	0	*
	Decatur	1	1.2	Taylor	0	*
	Fremont	0	*	Van Buren	0	*
	Howard	0	*	Wayne	0	*
	Ida	0	*	Worth	0	*
	<b>Group Totals</b>					
Number:	1					
Crude:	0.1					

	County	Number	Crude	County	Number	Crude
<b>Counties with Average Population 10,000 to 20,000</b>	Allamakee	0	*	Henry	0	*
	Appanoose	0	*	Humboldt	0	*
	Buena Vista	0	*	Iowa	0	*
	Butler	0	*	Jefferson	0	*
	Calhoun	0	*	Jones	0	*
	Cass	0	*	Keokuk	0	*
	Cedar	0	*	Kossuth	0	*
	Cherokee	0	*	Louisa	0	*
	Chickasaw	0	*	Lyon	0	*
	Clay	0	*	Madison	0	*
	Clayton	0	*	Mills	1	0.7
	Crawford	0	*	Mitchell	0	*
	Delaware	0	*	Monona	0	*
	Dickinson	0	*	Montgomery	0	*
	Emmet	0	*	O'Brien	0	*
	Floyd	0	*	Page	0	*
	Franklin	0	*	Palo Alto	0	*
	Greene	0	*	Poweshiek	0	*
	Grundy	0	*	Sac	0	*
	Guthrie	0	*	Shelby	0	*
Hamilton	0	*	Tama	0	*	
Hancock	0	*	Union	0	*	
Hardin	0	*	Winnebago	0	*	
Harrison	0	*	Wright	0	*	

	County	Number	Crude	County	Number	Crude
<b>Counties with Average Population &gt;20,000</b>	Benton	0	*	Mahaska	0	*
	Boone	0	*	Marion	0	*
	Bremer	0	*	Marshall	0	*
	Buchanan	1	0.5	Muscatine	0	*
	Carroll	0	*	Plymouth	0	*
	Cerro Gordo	3	0.6	Sioux	0	*
	Clinton	0	*	Story	2	0.3
	Des Moines	0	*	Wapello	0	*
	Fayette	0	*	Washington	0	*
	Jackson	0	*	Webster	0	*
	Jasper	0	*	Winneshek	0	*
	Lee	0	*			

	County	Number	Crude	County	Number	Crude
<b>MSA Counties</b>	Black Hawk	0	*	Polk	6	0.2
	Dallas	0	*	Pottawattamie	4	0.5
	Dubuque	1	0.1	Scott	0	*
	Johnson	0	*	Warren	0	*
	Linn	7	0.4	Woodbury	5	0.5
	<b>Group Totals</b>					
Number:	23					
Crude:	0.2					

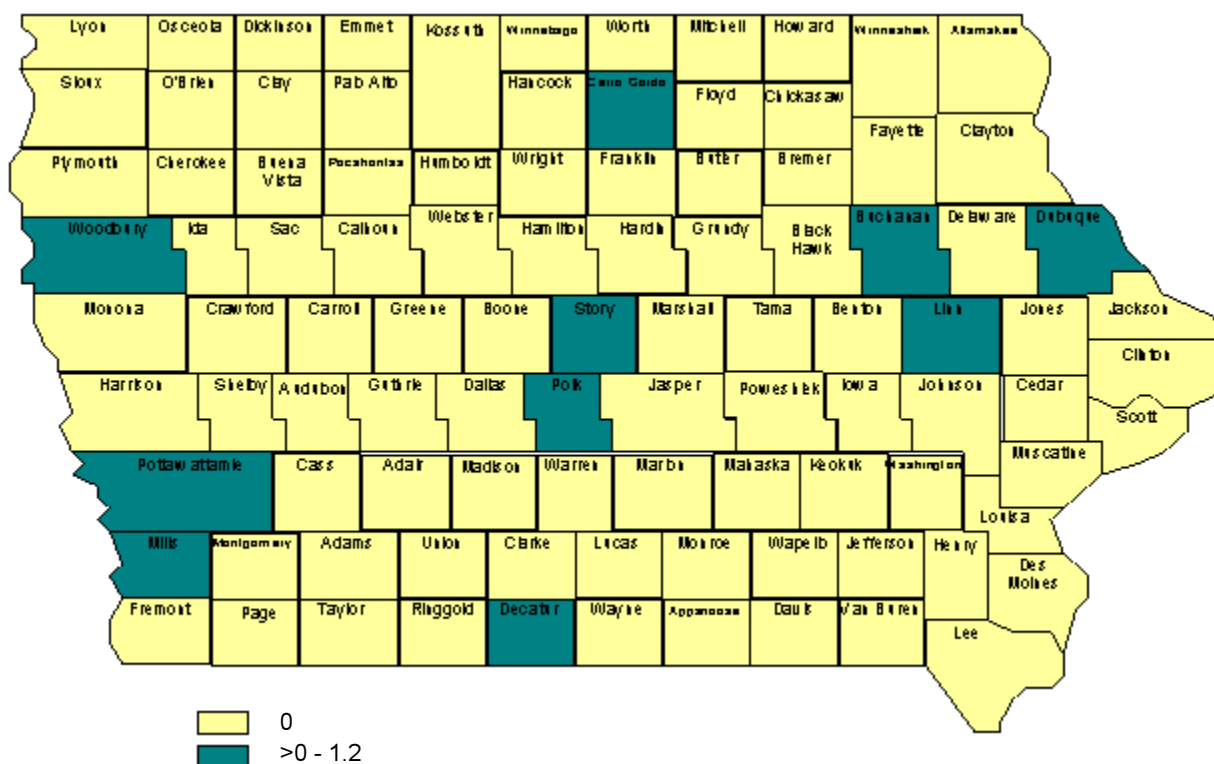
<sup>1</sup>Rates per 10,000 population

\*Crude rate less than 0.05

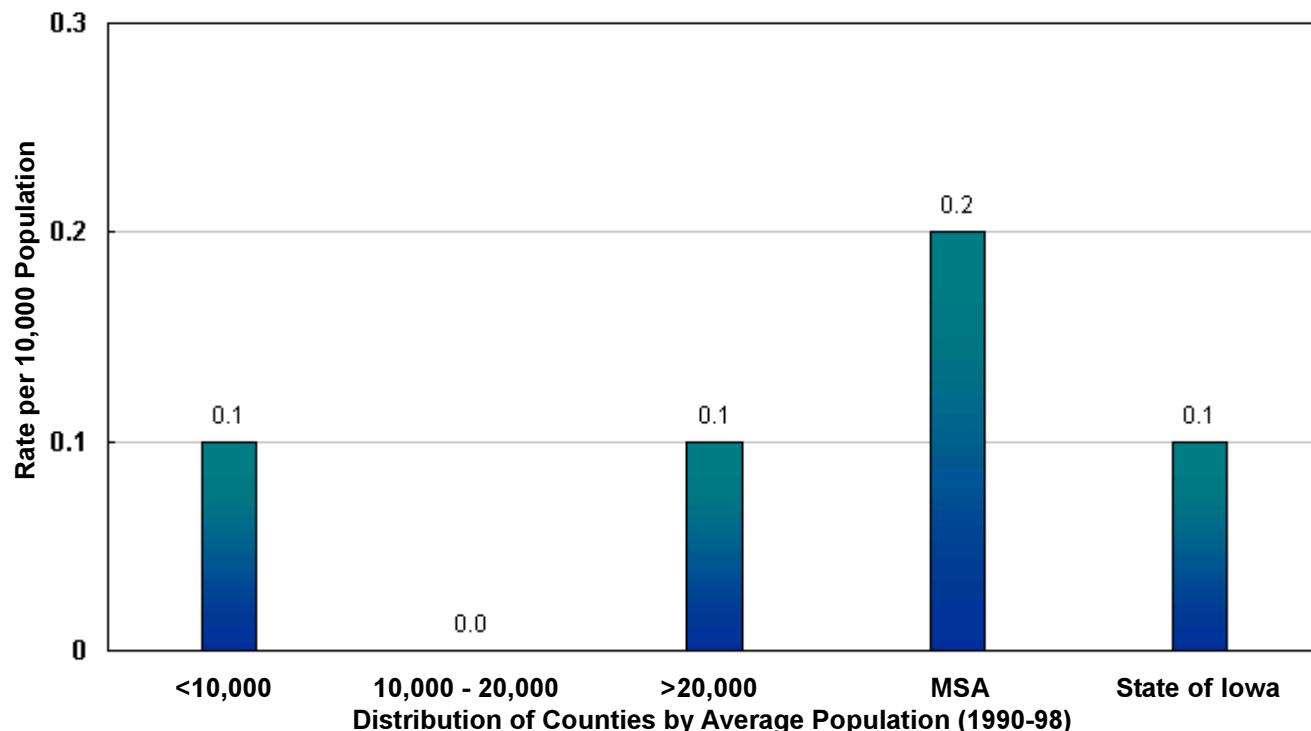
Source: Iowa Department of Inspections and Appeals

## Psychiatric Medical Institutions for Children 2001

### Crude Rates per 10,000 Population



### Crude Rates



## Beds in Psychiatric Medical Institutions for Children - 2001

TOTAL	Number	Crude <sup>1</sup>
State of Iowa	548	1.9

	County	Number	Crude <sup>1</sup>	County	Number	Crude <sup>1</sup>
<b>Counties with Average Population &lt;10,000</b>	Adair	0	*	Lucas	0	*
	Adams	0	*	Monroe	0	*
	Audubon	0	*	Osceola	0	*
	Clarke	0	*	Pocahontas	0	*
	Davis	0	*	Ringgold	0	*
	Decatur	13	15.0	Taylor	0	*
	Fremont	0	*	Van Buren	0	*
	Howard	0	*	Wayne	0	*
	Ida	0	*	Worth	0	*
	<b>Group Totals</b>					
Number:	13					
Crude:	0.9					

	County	Number	Crude	County	Number	Crude
<b>Counties with Average Population 10,000 to 20,000</b>	Allamakee	0	*	Henry	0	*
	Appanoose	0	*	Humboldt	0	*
	Buena Vista	0	*	Iowa	0	*
	Butler	0	*	Jefferson	0	*
	Calhoun	0	*	Jones	0	*
	Cass	0	*	Keokuk	0	*
	Cedar	0	*	Kossuth	0	*
	Cherokee	0	*	Louisa	0	*
	Chickasaw	0	*	Lyon	0	*
	Clay	0	*	Madison	0	*
	Clayton	0	*	Mills	15	10.3
	Crawford	0	*	Mitchell	0	*
	Delaware	0	*	Monona	0	*
	Dickinson	0	*	Montgomery	0	*
	Emmet	0	*	O'Brien	0	*
	Floyd	0	*	Page	0	*
	Franklin	0	*	Palo Alto	0	*
	Greene	0	*	Poweshiek	0	*
	Grundy	0	*	Sac	0	*
	Guthrie	0	*	Shelby	0	*
Hamilton	0	*	Tama	0	*	
Hancock	0	*	Union	0	*	
Hardin	0	*	Winnebago	0	*	
Harrison	0	*	Wright	0	*	
<b>Group Totals</b>						
Number:	15					
Crude:	0.2					

	County	Number	Crude	County	Number	Crude
<b>Counties with Average Population &gt;20,000</b>	Benton	0	*	Mahaska	0	*
	Boone	0	*	Marion	0	*
	Bremer	0	*	Marshall	0	*
	Buchanan	30	14.2	Muscatine	0	*
	Carroll	0	*	Plymouth	0	*
	Cerro Gordo	46	9.9	Sioux	0	*
	Clinton	0	*	Story	37	4.6
	Des Moines	0	*	Wapello	0	*
	Fayette	0	*	Washington	0	*
	Jackson	0	*	Webster	0	*
	Jasper	0	*	Winneshiek	0	*
	Lee	0	*			
	<b>Group Totals</b>					
Number:	113					
Crude:	1.5					

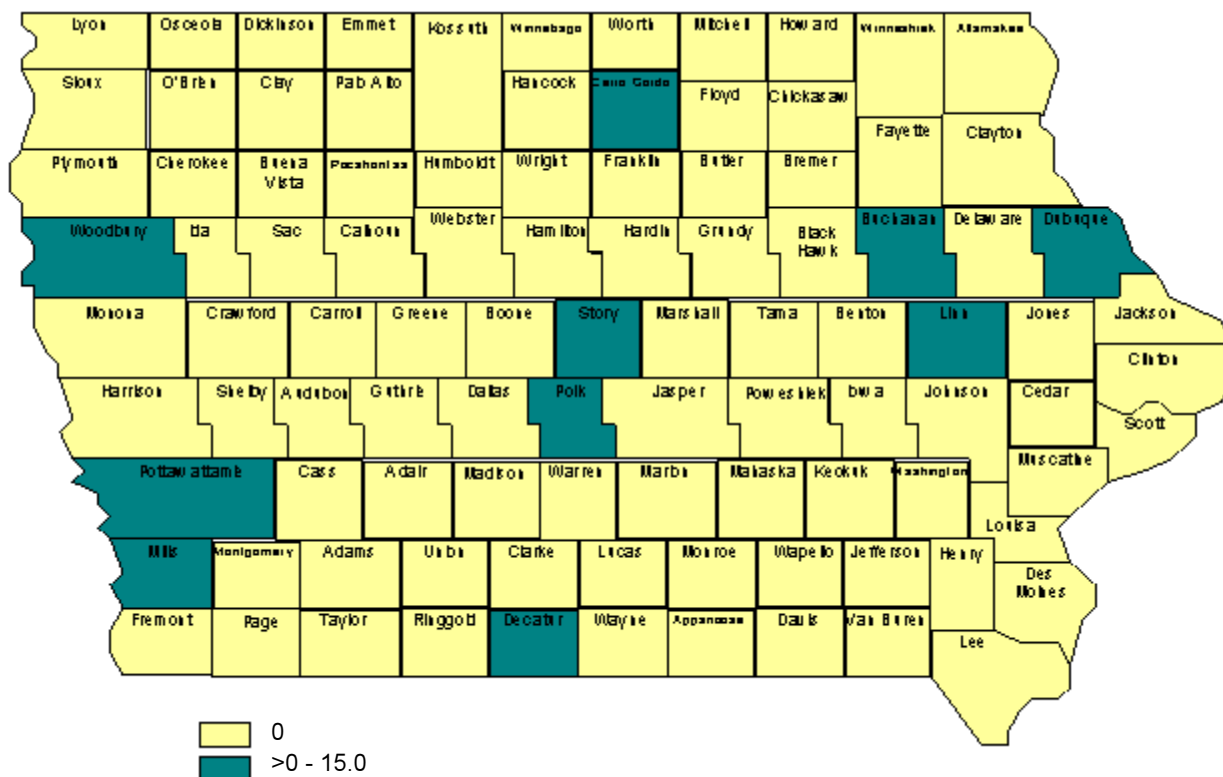
	County	Number	Crude	County	Number	Crude
<b>MSA Counties</b>	Black Hawk	0	*	Polk	129	3.4
	Dallas	0	*	Pottawattamie	43	4.9
	Dubuque	12	1.3	Scott	0	*
	Johnson	0	*	Warren	0	*
	Linn	108	5.6	Woodbury	115	11.1
	<b>Group Totals</b>					
Number:	407					
Crude:	3.1					

<sup>1</sup>Rates per 10,000 population  
\*Crude rate less than 0.05

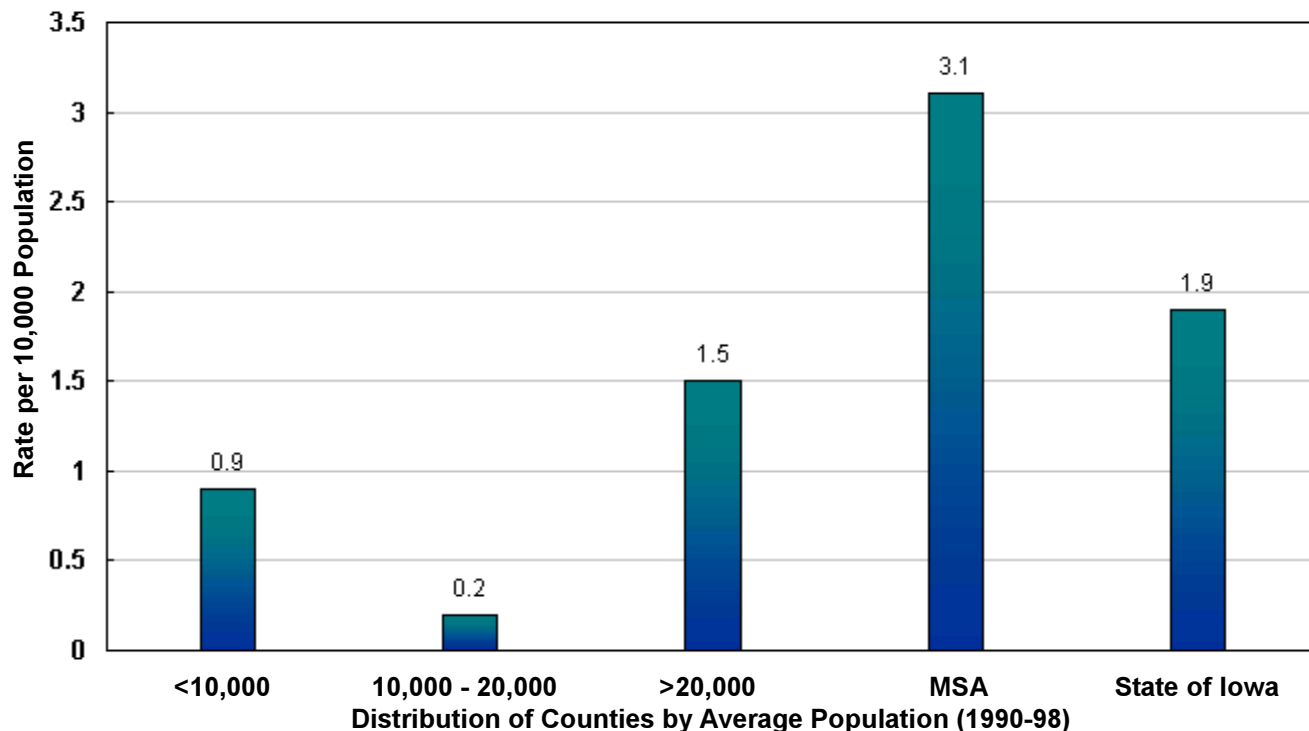
Source: Iowa Department of Inspections and Appeals

## Beds in Psychiatric Medical Institutions for Children 2001

### Crude Rates per 10,000 Population



### Crude Rates



## Community Trauma Care Facilities 2001

TOTAL	Number	Crude <sup>1</sup>
State of Iowa	83	0.3

	County			County		
	Number	Crude <sup>1</sup>		Number	Crude <sup>1</sup>	
<b>Counties with Average Population &lt;10,000</b>	Adair	1	1.2	Lucas	1	1.1
	Adams	1	2.2	Monroe	1	1.2
	Audubon	1	1.5	Osceola	1	1.4
	Clarke	1	1.1	Pocahontas	1	1.2
	Davis	1	1.2	Ringgold	1	1.8
	Decatur	1	1.2	Taylor	0	*
	Fremont	1	1.2	Van Buren	1	1.3
	Howard	1	1.0	Wayne	1	1.5
	Ida	1	1.3	Worth	0	*
	<b>Group Totals</b>					
Number:	16					
Crude:	1.1					

	County			County		
	Number	Crude		Number	Crude	
<b>Counties with Average Population 10,000 to 20,000</b>	Allamakee	1	0.7	Henry	0	*
	Appanoose	1	0.7	Humboldt	1	1.0
	Buena Vista	1	0.5	Iowa	1	0.6
	Butler	0	*	Jefferson	1	0.6
	Calhoun	0	*	Jones	1	0.5
	Cass	1	0.7	Keokuk	1	0.9
	Cedar	0	*	Kossuth	1	0.6
	Cherokee	1	0.8	Louisa	0	*
	Chickasaw	1	0.8	Lyon	1	0.9
	Clay	1	0.6	Madison	1	0.7
	Clayton	2	1.1	Mills	0	*
	Crawford	1	0.6	Mitchell	1	0.9
	Delaware	1	0.5	Monona	1	1.0
	Dickinson	1	0.6	Montgomery	1	0.8
	Emmet	1	0.9	O'Brien	2	1.3
	Floyd	1	0.6	Page	2	1.2
	Franklin	1	0.9	Palo Alto	1	1.0
	Greene	1	1.0	Poweshiek	0	*
	Grundy	1	0.8	Sac	1	0.9
	Guthrie	1	0.9	Shelby	1	0.8
Hamilton	1	0.6	Tama	0	*	
Hancock	1	0.8	Union	1	0.8	
Hardin	1	0.5	Winnebago	0	*	
Harrison	1	0.6	Wright	2	1.4	
<b>Group Totals</b>						
Number:	43					
Crude:	0.6					

	County			County		
	Number	Crude		Number	Crude	
<b>Counties with Average Population &gt;20,000</b>	Benton	1	0.4	Mahaska	0	*
	Boone	1	0.4	Marion	1	0.3
	Bremer	2	0.9	Marshall	0	*
	Buchanan	1	0.5	Muscatine	0	*
	Carroll	1	0.5	Plymouth	1	0.4
	Cerro Gordo	0	*	Sioux	4	1.3
	Clinton	2	0.4	Story	1	0.1
	Des Moines	0	*	Wapello	0	*
	Fayette	2	0.9	Washington	1	0.5
	Jackson	1	0.5	Webster	0	*
	Jasper	0	*	Winneshek	1	0.5
	Lee	0	*			
	<b>Group Totals</b>					
Number:	20					
Crude:	0.3					

	County			County		
	Number	Crude		Number	Crude	
<b>MSA Counties</b>	Black Hawk	0	*	Polk	2	0.1
	Dallas	1	0.2	Pottawattamie	0	*
	Dubuque	1	0.1	Scott	0	*
	Johnson	0	*	Warren	0	*
	Linn	0	*	Woodbury	0	*
<b>Group Totals</b>						
Number:	4					
Crude:	*					

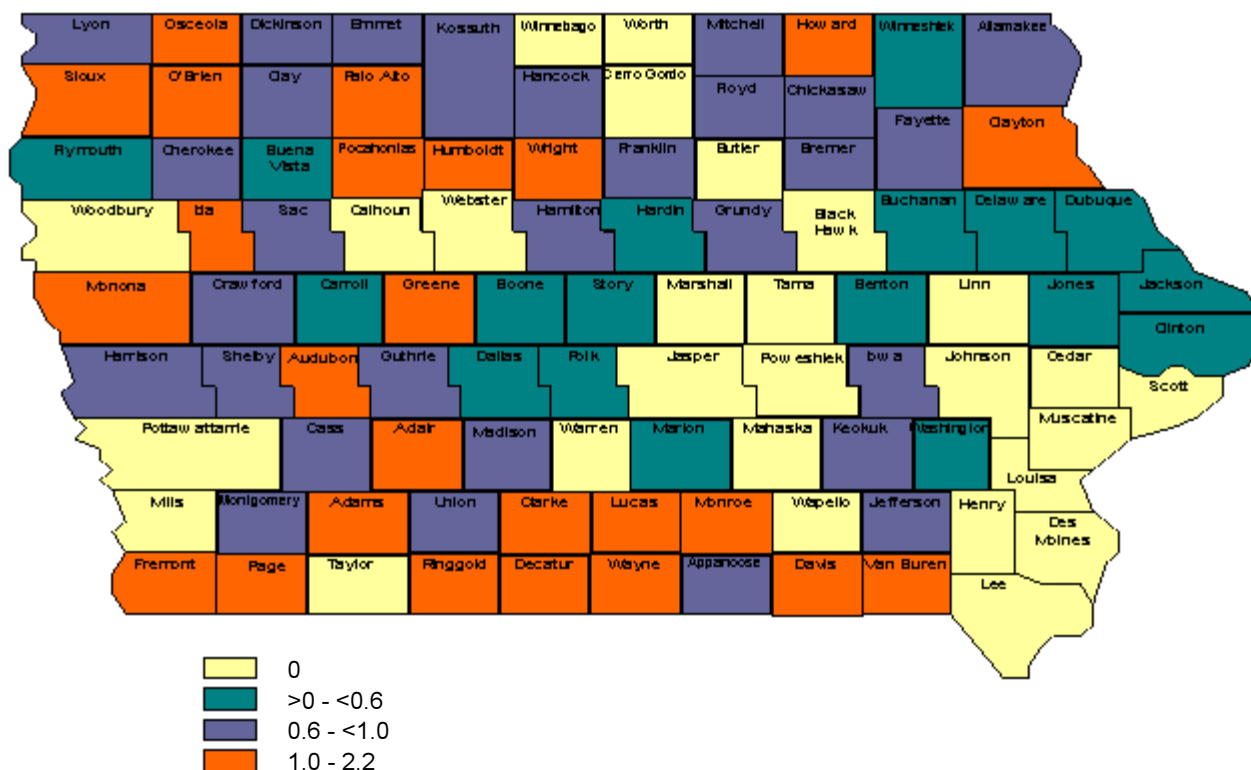
<sup>1</sup>Rates per 10,000 population

\*Crude rate less than 0.05

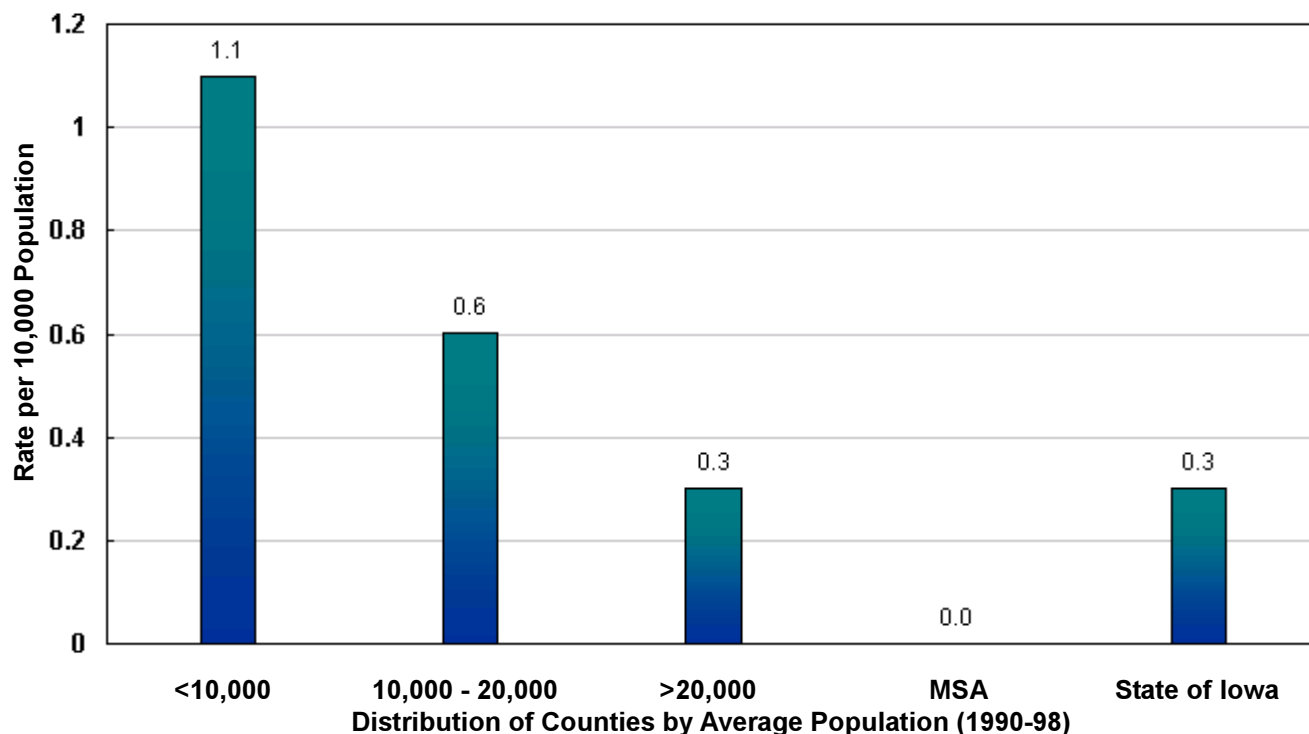
Source: Iowa Department of Inspections and Appeals

# Community Trauma Care Facilities 2001

## Crude Rates per 10,000 Population



## Crude Rates



## Area Trauma Care Facilities 2001

TOTAL	Number	Crude <sup>1</sup>
State of Iowa	22	0.1

	County	Number	Crude <sup>1</sup>	County	Number	Crude <sup>1</sup>
<b>Counties with Average Population &lt;10,000</b>	Adair	0	*	Lucas	0	*
	Adams	0	*	Monroe	0	*
	Audubon	0	*	Osceola	0	*
	Clarke	0	*	Pocahontas	0	*
	Davis	0	*	Ringgold	0	*
	Decatur	0	*	Taylor	0	*
	Fremont	0	*	Van Buren	0	*
	Howard	0	*	Wayne	0	*
	Ida	0	*	Worth	0	*
	<b>Group Totals</b>					
Number:	0					
Crude:	*					

	County	Number	Crude	County	Number	Crude
<b>Counties with Average Population 10,000 to 20,000</b>	Allamakee	0	*	Henry	1	0.5
	Appanoose	0	*	Humboldt	0	*
	Buena Vista	0	*	Iowa	0	*
	Butler	0	*	Jefferson	0	*
	Calhoun	1	0.9	Jones	0	*
	Cass	0	*	Keokuk	0	*
	Cedar	0	*	Kossuth	0	*
	Cherokee	0	*	Louisa	0	*
	Chickasaw	0	*	Lyon	0	*
	Clay	0	*	Madison	0	*
	Clayton	0	*	Mills	0	*
	Crawford	0	*	Mitchell	0	*
	Delaware	0	*	Monona	0	*
	Dickinson	0	*	Montgomery	0	*
	Emmet	0	*	O'Brien	0	*
	Floyd	0	*	Page	0	*
	Franklin	0	*	Palo Alto	0	*
	Greene	0	*	Poweshiek	1	0.5
	Grundy	0	*	Sac	0	*
	Guthrie	0	*	Shelby	0	*
Hamilton	0	*	Tama	0	*	
Hancock	0	*	Union	0	*	
Hardin	0	*	Winnebago	0	*	
Harrison	0	*	Wright	0	*	
<b>Group Totals</b>						
Number:	3					
Crude:	*					

	County	Number	Crude	County	Number	Crude
<b>Counties with Average Population &gt;20,000</b>	Benton	0	*	Mahaska	1	0.4
	Boone	0	*	Marion	1	0.3
	Bremer	0	*	Marshall	1	0.3
	Buchanan	0	*	Muscatine	1	0.2
	Carroll	1	0.5	Plymouth	0	*
	Cerro Gordo	0	*	Sioux	0	*
	Clinton	0	*	Story	1	0.1
	Des Moines	1	0.2	Wapello	1	0.3
	Fayette	0	*	Washington	0	*
	Jackson	0	*	Webster	1	0.2
	Jasper	1	0.3	Winneshek	0	*
	Lee	2	0.5			
	<b>Group Totals</b>					
Number:	12					
Crude:	0.2					

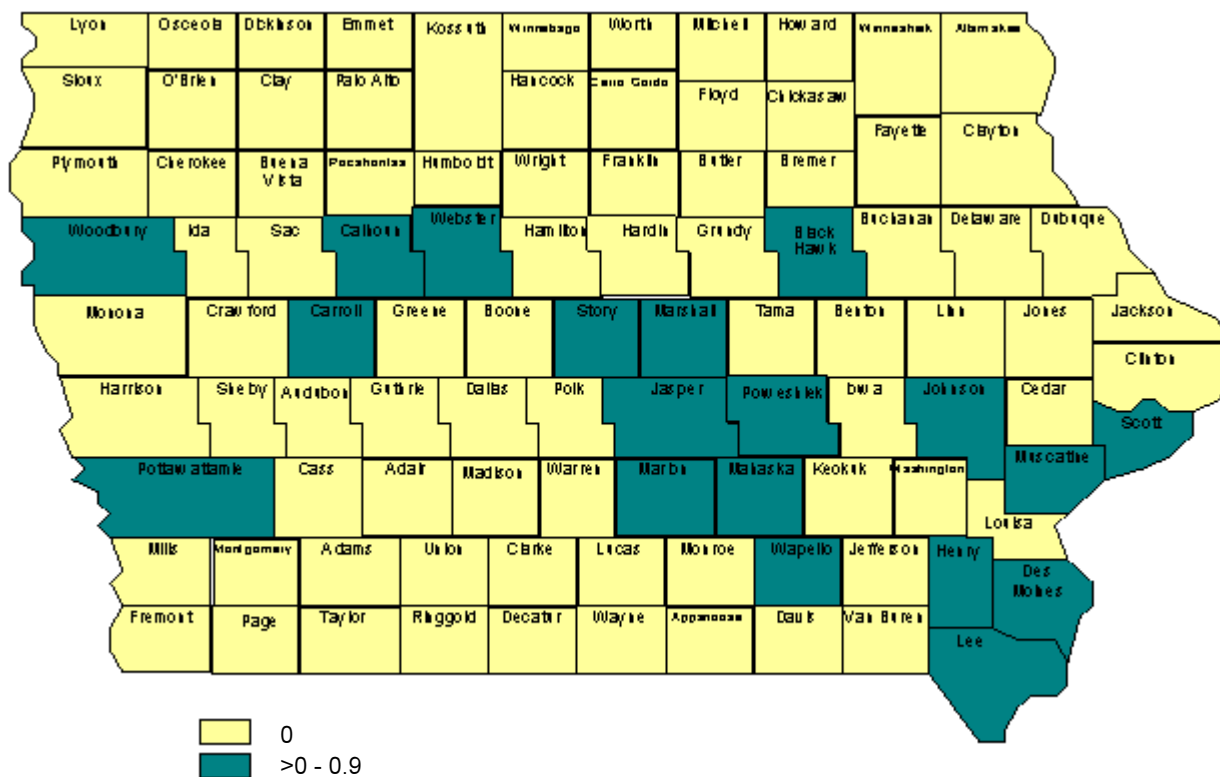
	County	Number	Crude	County	Number	Crude
<b>MSA Counties</b>	Black Hawk	1	0.1	Polk	1	*
	Dallas	0	*	Pottawattamie	2	0.2
	Dubuque	0	*	Scott	1	0.1
	Johnson	1	0.1	Warren	0	*
	Linn	0	*	Woodbury	1	0.1
<b>Group Totals</b>						
Number:	7					
Crude:	0.1					

<sup>1</sup>Rates per 10,000 population  
\*Crude rate less than 0.05

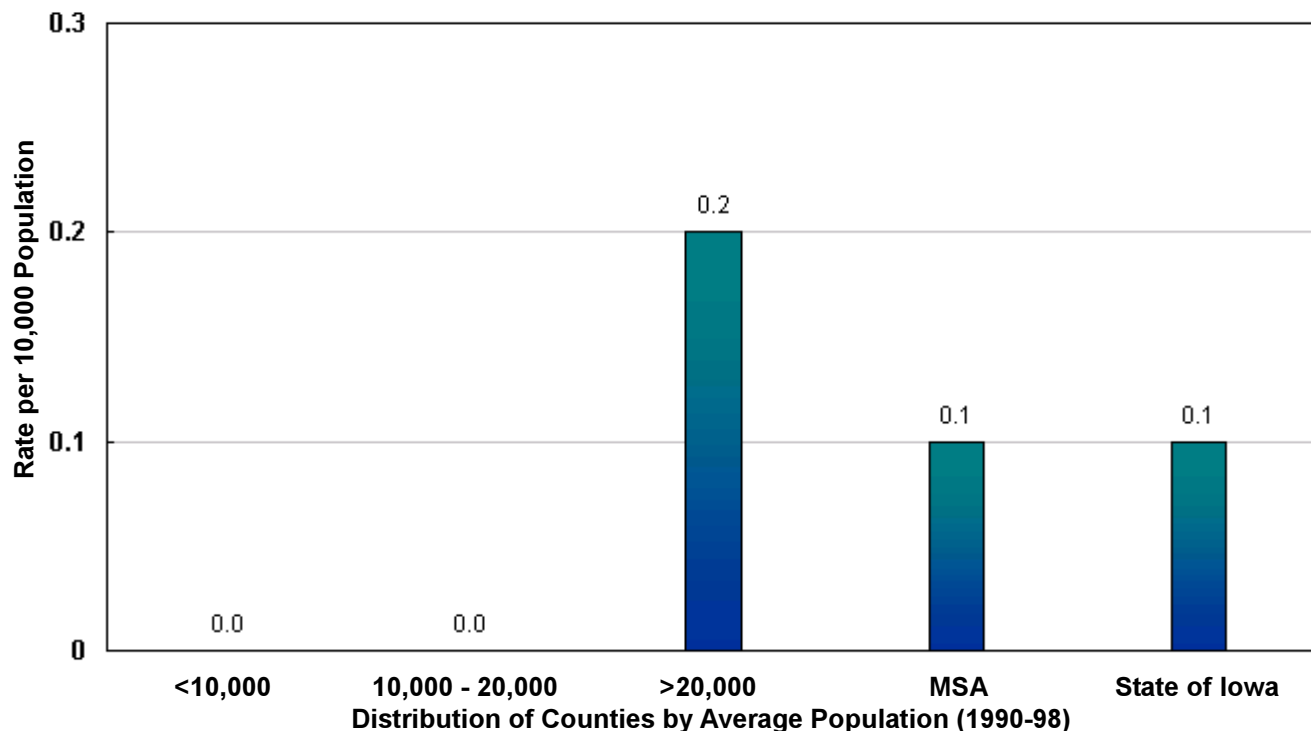
Source: Iowa Department of Inspections and Appeals

## Area Trauma Care Facilities 2001

### Crude Rates per 10,000 Population



### Crude Rates



## Regional Trauma Care Facilities 2001

TOTAL	Number	Crude <sup>1</sup>
State of Iowa	10	*

	County	Number	Crude <sup>1</sup>	County	Number	Crude <sup>1</sup>
<b>Counties with Average Population &lt;10,000</b>	Adair	0	*	Lucas	0	*
	Adams	0	*	Monroe	0	*
	Audubon	0	*	Osceola	0	*
	Clarke	0	*	Pocahontas	0	*
	Davis	0	*	Ringgold	0	*
	Decatur	0	*	Taylor	0	*
	Fremont	0	*	Van Buren	0	*
	Howard	0	*	Wayne	0	*
	Ida	0	*	Worth	0	*
	<b>Group Totals</b>					
Number:	0					
Crude:	*					

	County	Number	Crude	County	Number	Crude
<b>Counties with Average Population 10,000 to 20,000</b>	Allamakee	0	*	Henry	0	*
	Appanoose	0	*	Humboldt	0	*
	Buena Vista	0	*	Iowa	0	*
	Butler	0	*	Jefferson	0	*
	Calhoun	0	*	Jones	0	*
	Cass	0	*	Keokuk	0	*
	Cedar	0	*	Kossuth	0	*
	Cherokee	0	*	Louisa	0	*
	Chickasaw	0	*	Lyon	0	*
	Clay	0	*	Madison	0	*
	Clayton	0	*	Mills	0	*
	Crawford	0	*	Mitchell	0	*
	Delaware	0	*	Monona	0	*
	Dickinson	0	*	Montgomery	0	*
	Emmet	0	*	O'Brien	0	*
	Floyd	0	*	Page	0	*
	Franklin	0	*	Palo Alto	0	*
	Greene	0	*	Poweshiek	0	*
	Grundy	0	*	Sac	0	*
	Guthrie	0	*	Shelby	0	*
Hamilton	0	*	Tama	0	*	
Hancock	0	*	Union	0	*	
Hardin	0	*	Winnebago	0	*	
Harrison	0	*	Wright	0	*	

	County	Number	Crude	County	Number	Crude
<b>Counties with Average Population &gt;20,000</b>	Benton	0	*	Mahaska	0	*
	Boone	0	*	Marion	0	*
	Bremer	0	*	Marshall	0	*
	Buchanan	0	*	Muscatine	0	*
	Carroll	0	*	Plymouth	0	*
	Cerro Gordo	1	0.2	Sioux	0	*
	Clinton	0	*	Story	0	*
	Des Moines	0	*	Wapello	0	*
	Fayette	0	*	Washington	0	*
	Jackson	0	*	Webster	0	*
	Jasper	0	*	Winneshek	0	*
	Lee	0	*			

	County	Number	Crude	County	Number	Crude
<b>MSA Counties</b>	Black Hawk	2	0.2	Polk	1	*
	Dallas	0	*	Pottawattamie	0	*
	Dubuque	2	0.2	Scott	1	0.1
	Johnson	0	*	Warren	0	*
	Linn	2	0.1	Woodbury	1	0.1
	<b>Group Totals</b>					
Number:	9					
Crude:	0.1					

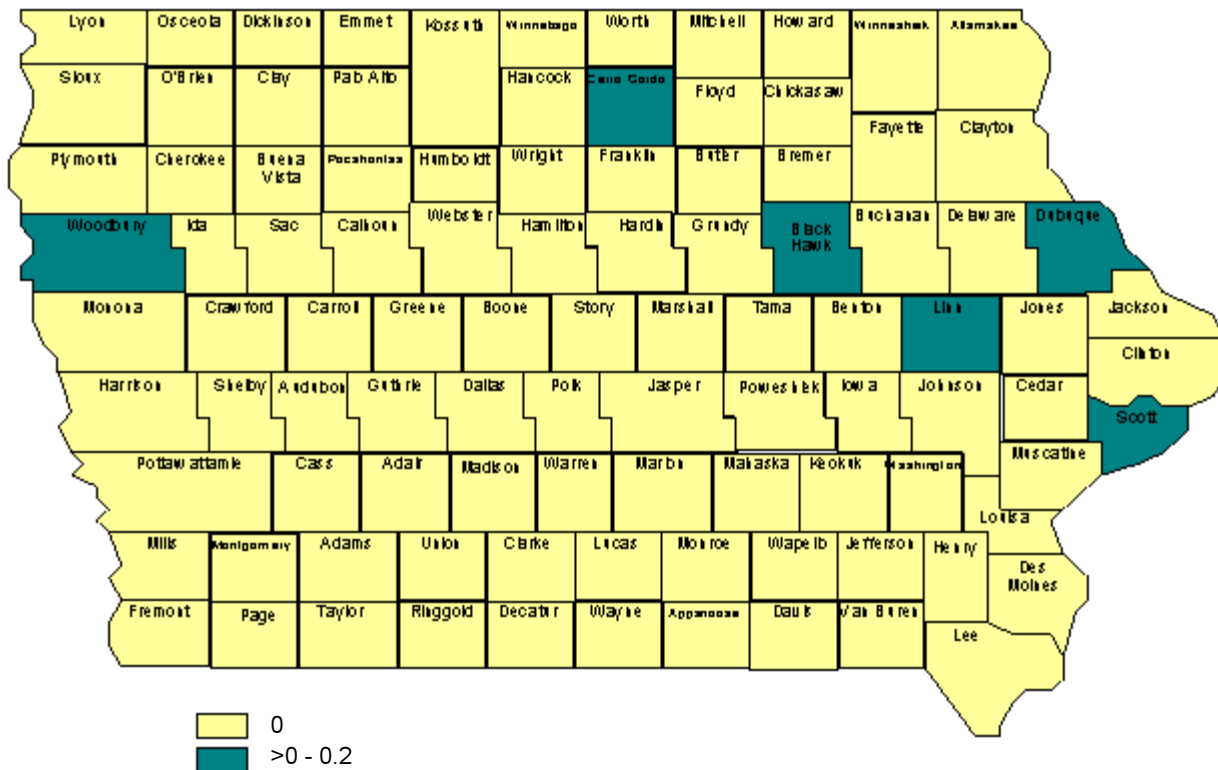
<sup>1</sup>Rates per 10,000 population

\*Crude rate less than 0.05

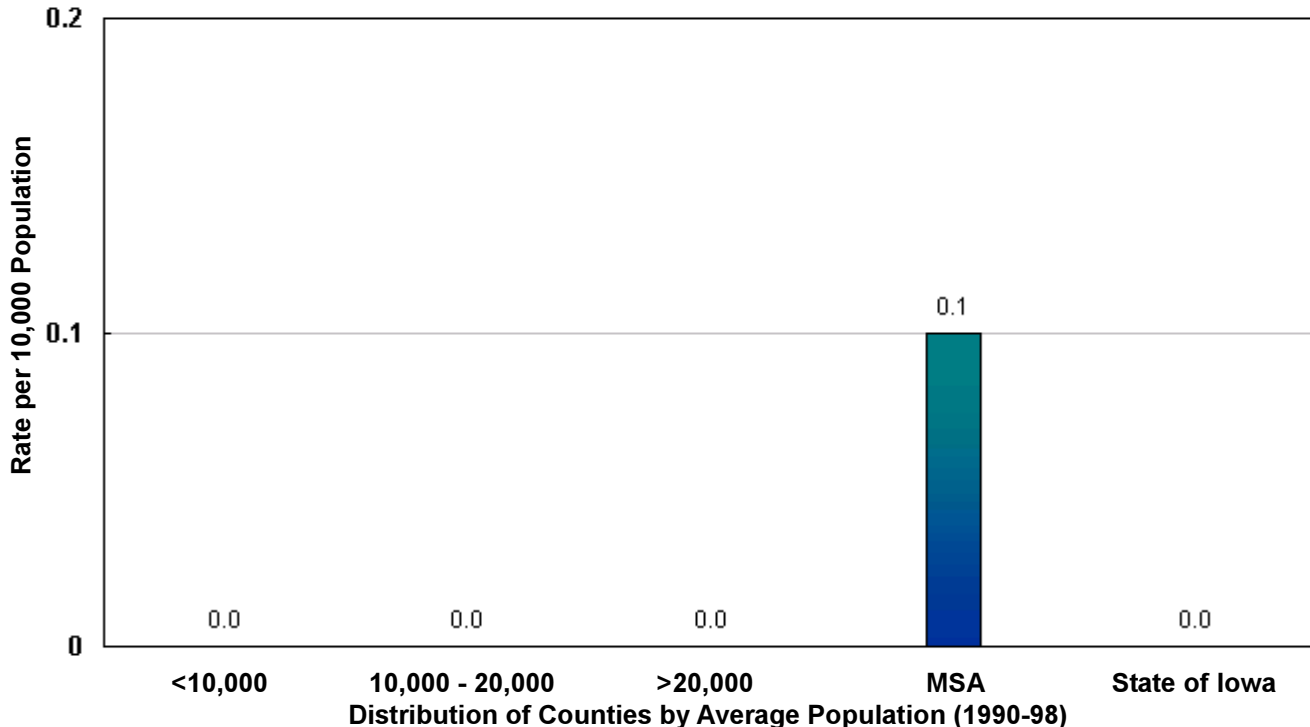
Source: Iowa Department of Inspections and Appeals

## Regional Trauma Care Facilities 2001

### Crude Rates per 10,000 Population



### Crude Rates



## ResourceTrauma Care Facilities 2001

TOTAL	Number	Crude <sup>1</sup>
State of Iowa	2	*

	County	Number	Crude <sup>1</sup>	County	Number	Crude <sup>1</sup>
<b>Counties with Average Population &lt;10,000</b>	Adair	0	*	Lucas	0	*
	Adams	0	*	Monroe	0	*
	Audubon	0	*	Osceola	0	*
	Clarke	0	*	Pocahontas	0	*
	Davis	0	*	Ringgold	0	*
	Decatur	0	*	Taylor	0	*
	Fremont	0	*	Van Buren	0	*
	Howard	0	*	Wayne	0	*
	Ida	0	*	Worth	0	*
	<b>Group Totals</b>					
Number:	0					
Crude:	*					

	County	Number	Crude	County	Number	Crude
<b>Counties with Average Population 10,000 to 20,000</b>	Allamakee	0	*	Henry	0	*
	Appanoose	0	*	Humboldt	0	*
	Buena Vista	0	*	Iowa	0	*
	Butler	0	*	Jefferson	0	*
	Calhoun	0	*	Jones	0	*
	Cass	0	*	Keokuk	0	*
	Cedar	0	*	Kossuth	0	*
	Cherokee	0	*	Louisa	0	*
	Chickasaw	0	*	Lyon	0	*
	Clay	0	*	Madison	0	*
	Clayton	0	*	Mills	0	*
	Crawford	0	*	Mitchell	0	*
	Delaware	0	*	Monona	0	*
	Dickinson	0	*	Montgomery	0	*
	Emmet	0	*	O'Brien	0	*
	Floyd	0	*	Page	0	*
	Franklin	0	*	Palo Alto	0	*
	Greene	0	*	Poweshiek	0	*
	Grundy	0	*	Sac	0	*
	Guthrie	0	*	Shelby	0	*
Hamilton	0	*	Tama	0	*	
Hancock	0	*	Union	0	*	
Hardin	0	*	Winnebago	0	*	
Harrison	0	*	Wright	0	*	

	County	Number	Crude	County	Number	Crude
<b>Counties with Average Population &gt;20,000</b>	Benton	0	*	Mahaska	0	*
	Boone	0	*	Marion	0	*
	Bremer	0	*	Marshall	0	*
	Buchanan	0	*	Muscatine	0	*
	Carroll	0	*	Plymouth	0	*
	Cerro Gordo	0	*	Sioux	0	*
	Clinton	0	*	Story	0	*
	Des Moines	0	*	Wapello	0	*
	Fayette	0	*	Washington	0	*
	Jackson	0	*	Webster	0	*
	Jasper	0	*	Winneshek	0	*
	Lee	0	*			

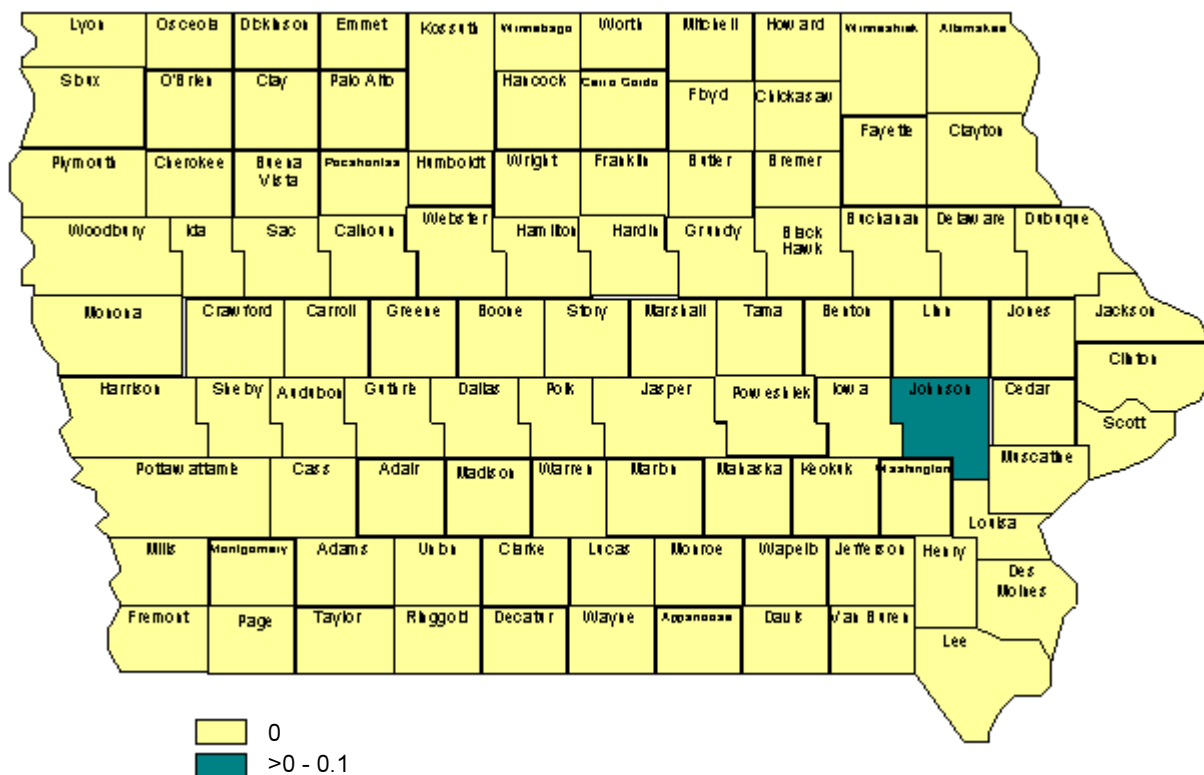
	County	Number	Crude	County	Number	Crude
<b>MSA Counties</b>	Black Hawk	0	*	Polk	1	*
	Dallas	0	*	Pottawattamie	0	*
	Dubuque	0	*	Scott	0	*
	Johnson	1	0.1	Warren	0	*
	Linn	0	*	Woodbury	0	*
<b>Group Totals</b>						
Number:	2					
Crude:	*					

<sup>1</sup>Rates per 10,000 population  
\*Crude rate less than 0.05

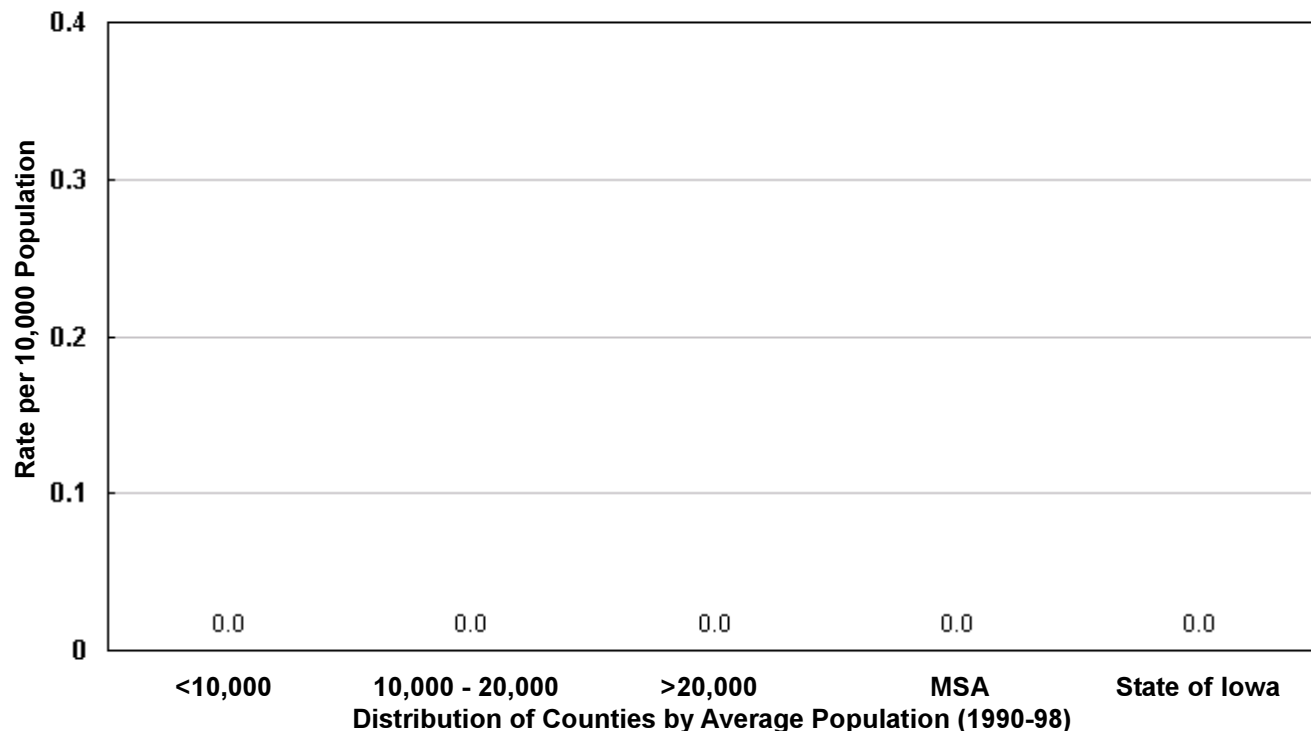
Source: Iowa Department of Inspections and Appeals

## Resource Trauma Care Facilities 2001

### Crude Rates per 10,000 Population



### Crude Rates



## Total Trauma Facilities 2001

TOTAL	Number	Crude <sup>1</sup>
State of Iowa	117	0.4

	County			County		
	Number	Crude <sup>1</sup>		Number	Crude <sup>1</sup>	
<b>Counties with Average Population &lt;10,000</b>	Adair	1	1.2	Lucas	1	1.1
	Adams	1	2.2	Monroe	1	1.2
	Audubon	1	1.5	Osceola	1	1.4
	Clarke	1	1.1	Pocahontas	1	1.2
	Davis	1	1.2	Ringgold	1	1.8
	Decatur	1	1.2	Taylor	0	*
	Fremont	1	1.2	Van Buren	1	1.3
	Howard	1	1.0	Wayne	1	1.5
	Ida	1	1.3	Worth	0	*
	<b>Group Totals</b>					
Number:	16					
Crude:	1.1					

	County			County		
	Number	Crude		Number	Crude	
<b>Counties with Average Population 10,000 to 20,000</b>	Allamakee	1	0.7	Henry	1	0.5
	Appanoose	1	0.7	Humboldt	1	1.0
	Buena Vista	1	0.5	Iowa	1	0.6
	Butler	0	*	Jefferson	1	0.6
	Calhoun	1	0.9	Jones	1	0.5
	Cass	1	0.7	Keokuk	1	0.9
	Cedar	0	*	Kossuth	1	0.6
	Cherokee	1	0.8	Louisa	0	*
	Chickasaw	1	0.8	Lyon	1	0.9
	Clay	1	0.6	Madison	1	0.7
	Clayton	2	1.1	Mills	0	*
	Crawford	1	0.6	Mitchell	1	0.9
	Delaware	1	0.5	Monona	1	1.0
	Dickinson	1	0.6	Montgomery	1	0.8
	Emmet	1	0.9	O'Brien	2	1.3
	Floyd	1	0.6	Page	2	1.2
	Franklin	1	0.9	Palo Alto	1	1.0
	Greene	1	1.0	Poweshiek	1	0.5
	Grundy	1	0.8	Sac	1	0.9
	Guthrie	1	0.9	Shelby	1	0.8
	Hamilton	1	0.6	Tama	0	*
	Hancock	1	0.8	Union	1	0.8
	Hardin	1	0.5	Winnebago	0	*
	Harrison	1	0.6	Wright	2	1.4
<b>Group Totals</b>						
Number:	46					
Crude:	0.7					

	County			County			
	Number	Crude		Number	Crude		
<b>Counties with Average Population &gt;20,000</b>	Benton	1	0.4	Mahaska	1	0.4	
	Boone	1	0.4	Marion	2	0.6	
	Bremer	2	0.9	Marshall	1	0.3	
	Buchanan	1	0.5	Muscatine	1	0.2	
	Carroll	2	0.9	Plymouth	1	0.4	
	Cerro Gordo	1	0.2	Sioux	4	1.3	
	Clinton	2	0.4	Story	2	0.3	
	Des Moines	1	0.2	Wapello	1	0.3	
	Fayette	2	0.9	Washington	1	0.5	
	Jackson	1	0.5	Webster	1	0.2	
	Jasper	1	0.3	Winneshek	1	0.5	
	Lee	2	0.5				
	<b>Group Totals</b>						
	Number:	33					
Crude:	0.4						

	County			County		
	Number	Crude		Number	Crude	
<b>MSA Counties</b>	Black Hawk	3	0.2	Polk	5	0.1
	Dallas	1	0.2	Pottawattamie	2	0.2
	Dubuque	3	0.3	Scott	2	0.1
	Johnson	2	0.2	Warren	0	*
	Linn	2	0.1	Woodbury	2	0.2
	<b>Group Totals</b>					
Number:	22					
Crude:	0.2					

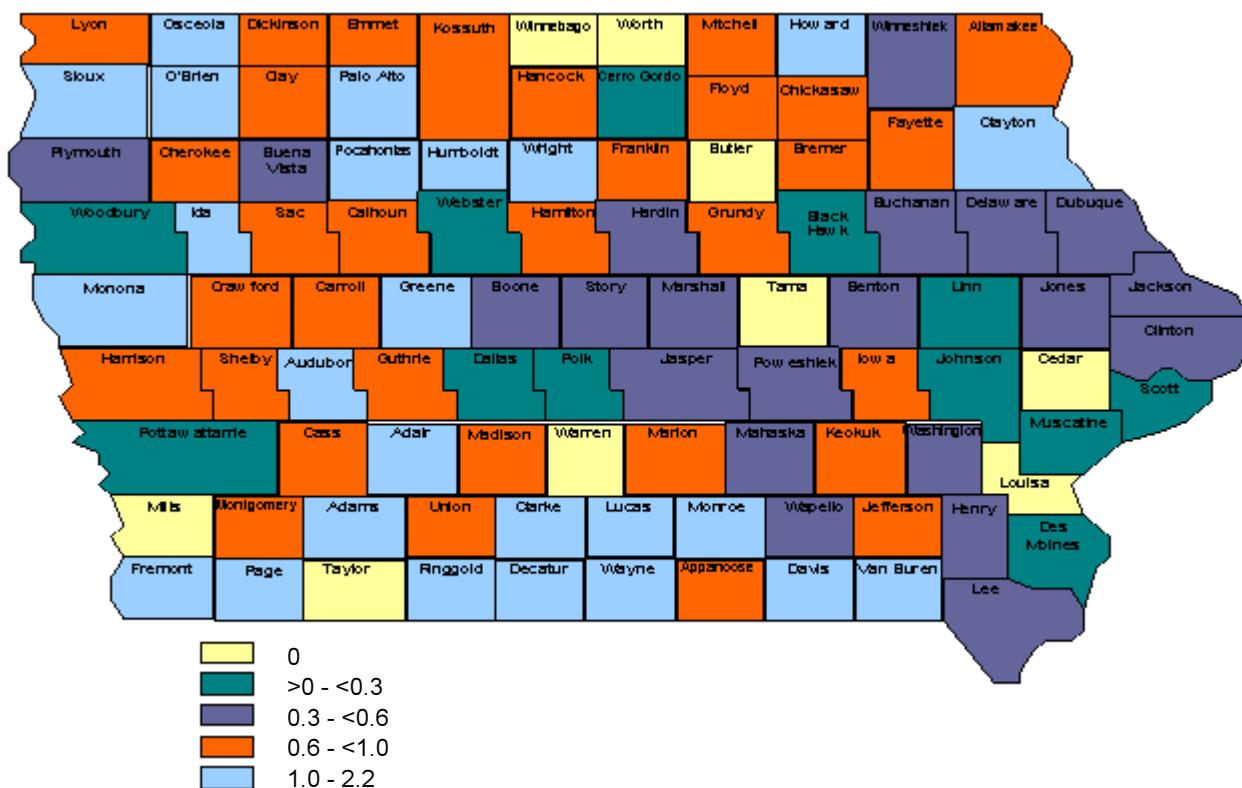
<sup>1</sup>Rates per 10,000 population

\*Crude rate less than 0.05

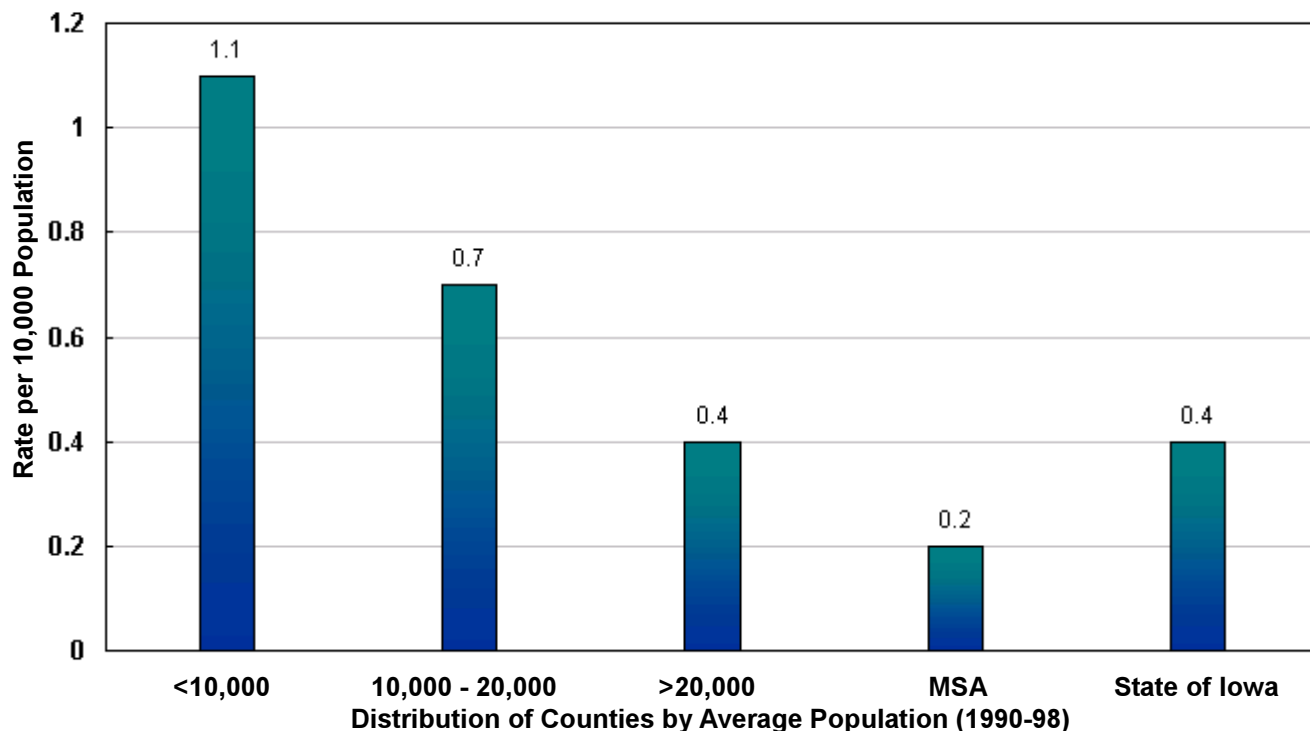
Source: Iowa Department of Inspections and Appeals

## Total Trauma Facilities 2001

### Crude Rates per 10,000 Population



### Crude Rates



*(This page blank)*